

# Criminal Justice Coordinating Council

---

THE STATE OF GEORGIA



# Navigating the Multi-Jurisdiction Drug Task Force Semi-Annual Reporting Tool

For use by CJCC Subgrantees





## Drug Task Force Semi-Annual Report

0%

### Edward Byrne Justice Assistance Grant Program Multi-Jurisdictional Drug Task Force Agency (MJDTF) Semi-Annual Report

Multi-Jurisdictional drug task force agencies awarded grant funds under the Edward Byrne Justice Assistance Grant for Existing Projects are required to complete and submit reports semi-annually. The reporting periods are: January 1-June 30 and July 1-December 31. The due dates are: July 30 and January 30, respectively.

For all of the following questions, please enter data for your **entire task force's activities during the reporting period**, not just the activities of CJCC-funded personnel. If you have questions about any of the terms, please consult the DTF Semi-Annual Report Data Dictionary.

Legal Name of the Organization:

Project:

Next



- Indicate the number of investigations your agency initiated during the reporting period (January 1-June 30; July 1-December 31). [NOTE: Investigations initiated prior to the start of the reporting period should not be counted.]
  - Number of Investigation Initiated
  - Number of Assistance-rendered Investigations



## Drug Task Force Semi-Annual Report

0%

### Investigations

Indicate the number of investigations your agency initiated in the past 6 months.

[NOTE: Investigations initiated prior to the start of the grant year should not be counted. If you are rendering assistance on an ongoing investigation that you have counted in previous reporting periods, or even previous grant years, please count those in the "number of assistance-rendered investigations".]

Number of Investigations Initiated

Number of Assistance-Rendered Investigations

[Previous](#)

[Next](#)



- Number of Arrest Incidents
  - Street-Level
  - Mid-Level
  - Upper-Level



## Drug Task Force Semi-Annual Report

1%

### Arrest Incidents

For the following questions, indicate the number of arrests in each category during the past 6 months.

**Arrest Incident:** An arrest incident is any event where an offender is apprehended and taken into custody. More than one offender may be arrested during an arrest incident.

For the purposes of this report, use the following definitions to determine the arrest incidents level:

**Street-level:** An arrest incident at this level typically involves persons conducting illicit drug transactions for the purchase or sale of marijuana not to exceed one ounce or \$100 in value or of other illicit drugs (e.g., crack, powder cocaine, methamphetamine, etc.) typically will not exceed one gram. Street level arrest incidents may involve both dealers and illicit drug users.

**Mid-level:** An arrest incident at this level typically involves persons conducting illicit drug transactions for the purchase or sale of multiple pounds of marijuana and multiple ounces of crack, powder cocaine, and methamphetamine. The value of these transactions can go up to \$1,000 for crack, powder cocaine and methamphetamine and up to \$5,000 for marijuana. Mid-level arrest incidents usually involve drug distributors who may supply both street-level dealers and illicit drug users.

**Upper-level:** An arrest incident at this level typically involves persons conducting illicit drug transactions for the purchase or sale of hundreds of pounds of marijuana and multiple pounds or kilograms of crack, powder cocaine and methamphetamine. Upper-level arrest incidents typically involve the disruption or dismantling of highly-defined and organized drug trafficking networks.

Number of Arrest Incidents at **Street** Level

Number of Arrest Incidents at **Mid** Level

Number of Arrest Incidents at **Upper** Level

Previous


Next



- Number of people arrested
  - Street-Level
  - Mid-Level
  - Upper-Level
- Number of offenders with previous weapons charges within the past 5 Years
- Number of offenders with previous history of violent crime within the past 5 Years



# CJCC | People Arrested (Screen Shot)



### Drug Task Force Semi-Annual Report

■ 2%

People Arrested

For the following questions, indicate the number of people arrested in each category.

**People Arrested:** Total number of offenders your DTF arrested in the past 6 months.

For the purposes of this report, use the following definitions to determine the offender level:

**Street-level:** An individual at this level typically conducts illicit drug transactions that involve the purchase or sale of marijuana not to exceed one ounce or \$100 in value. The purchase or sale of other illicit drugs (e.g., crack, powder cocaine, methamphetamine, etc.) typically will not exceed one gram. Street-level dealers are the primary suppliers of illicit drug abusers.

**Mid-level:** An individual at this level typically conducts illicit drug transactions that involve the purchase or sale of multiple pounds of marijuana and multiple ounces of crack, powder cocaine, and methamphetamine. The value of these transactions can go up to \$1,000 for crack, powder cocaine and methamphetamine and up to \$5,000 for marijuana. Mid-level drug distributors normally operate within a loosely defined group, and may supply both street-level dealers and illicit drug users.

**Upper-level:** An individual at this level typically conducts illicit drug transactions that involve the purchase or sale of hundreds of pounds of marijuana and multiple pounds or kilograms of crack, powder cocaine and methamphetamine. An upper-level drug dealer is typically associated with a highly-defined and organized trafficking network.

Number of People Arrested at **Street** Level

Number of People Arrested at **Mid** Level

Number of People Arrested at **Upper** Level

Number of People Arrested with Previous History of Violent Crime within the past 5 years

Number of People Arrested with Previous Weapons Charges within the past 5 years

[Previous](#) [Next](#)



- Number of **People Arrested** at Street, Mid, and/or Upper Level should be equal to or greater than the Number of Street, Mid, and/or Upper Level **Arrests**
- Number of offenders with previous **weapons charges** within the past 5 years should be equal to or less than the total number of **people arrested**.
- Number of offenders with history of **violent crime charges** within the past 5 years should be equal to or less than the total number of **people arrested**.



- Number of Juvenile Offenders
- Number of Adult Offenders
- **The total number of adult and juvenile offenders should be equal to the number of people arrested**

# CJCC | Offender Data (Screen Shot)



## Drug Task Force Semi-Annual Report

2%

### Offender Data

In the following table, enter the **total number of persons arrested** for the past 6 months as it relates to each category. Please refer to the previous page for a definition of "people arrested." Also note, the number of people reported on this page should be **equal to** the number of offenders reported on the previous page.

[NOTE: Juvenile Offender is any person under the age of 17 that your DTF arrests.]

Total Number of Juvenile Offender Arrested

Total Number of Adult Offender Arrested

[Previous](#)


[Next](#)





- Drug that Most Contributes to Violent Crime
- Drug that Most Contributes to Property Crime
- **Choose only ONE drug for each type of crime**
  - Heroin
  - Cocaine
  - Crack
  - Commercial-grade
  - Hydroponic Marijuana
  - Meth (e.g., ICE, Crystal, etc.)
  - Ecstasy/ MDMA
  - Prescription Medications (e.g., Oxycodone, Xanax, Vicodin, Lortab)
  - Salvia
  - Psilocybin
  - Acid (LSD)
  - Other





**Drug Task Force Semi-Annual Report**

5%

Indicate the drug that MOST contributed to **violent crime** in your DTF jurisdiction during the past 6 months. (Choose ONLY ONE drug)

- Heroin
- Cocaine
- Crack
- Commercial-grade Marijuana
- Hydroponic Marijuana
- Meth (e.g., ICE, Crystal, etc.)
- Ecstasy/ MDMA
- Prescription Medications (e.g., Oxycodone, Xanax, Vicodin, Lortab)
- Salvia
- Psylocybin
- Acid (LSD)
- Other


Indicate the drug that MOST contributed to **property crime** in your DTF jurisdiction during the past 6 months. (Choose ONLY ONE drug)

- Heroin
- Cocaine
- Crack
- Commercial-grade Marijuana
- Hydroponic Marijuana
- Meth (e.g., ICE, Crystal, etc.)
- Ecstasy/ MDMA
- Prescription Medications (e.g., Oxycodone, Xanax, Vicodin, Lortab)
- Salvia
- Psylocybin
- Acid (LSD)
- Other

Previous
Next



- Number of Felony Charges
- Number of Misdemeanor Charges
- Number of Non-drug Related Charges
- The total number of **charges** should be equal to or greater than the total number of **people arrested**.



### Drug Task Force Semi-Annual Report

5%

[Charges](#)

For the following items, indicate the number of felony and misdemeanor drug-related charges, as well as non-drug related charges brought against the persons your DTF arrested during the past 6 months. Please count the number of charges you filed against each offender you arrested.

**Number of Felony Charges**

**Number of Misdemeanor Charges**


**Number of Non-Drug Related Charges**

[Previous](#) [Next](#)





- Number of Defendants' Cases Accepted for State Prosecution only
- Number of Defendants' Cases Accepted for Federal Prosecution only
- Number of Defendants' Cases Accepted for Both State and Federal Prosecution
- Number of Defendants' Cases Sent Back for Further Investigation
- **The sum of the above cases should be equal to or less than the total number of people arrested.**



### Drug Task Force Semi-Annual Report

Prosecution (Current Reporting Period)

For the following items, indicate the number of defendants' cases that have been accepted for state and/or federal prosecution during the past 6 months. Also, indicate the number of cases sent back for further investigation during the past 6 months.

Number of Defendants' Cases Accepted for **State Prosecution ONLY**

Number of Defendants' Cases Accepted for **Federal Prosecution ONLY**

Number of Defendants' Cases Accepted for **BOTH State & Federal Prosecution**

Number of Defendants' Cases **Sent Back for Further Investigation**


[Previous](#) [Next](#)



- Number of Defendants' Cases Accepted for State Prosecution only
- Number of Defendants' Cases Accepted for Federal Prosecution only
- Number of Defendants' Cases Accepted for Both State and Federal Prosecution
- Number of Defendants' Cases Sent Back for Further Investigation
- **Please enter "0" for the Jan. 1 to June 30 reporting period, and enter the actual number of cases for the July 1 to Dec. 31 reporting period.**



- For example, when you report for the **July to December** data, the cases you started investigations on in the **January to June** reporting period, 5 cases got accepted for state prosecution only, 1 cases got accepted for federal prosecution only, 2 cases got accepted for both state and federal prosecution, and 0 cases got sent back for further investigation. Then you need to enter the numbers accordingly.
- This only applies to the **July-December** reporting period. Because the DTF grant runs on a calendar year basis.



### Drug Task Force Semi-Annual Report

8%

Prosecution (Previous Reporting Period)

For the following items, indicate the number of defendants' cases that have been accepted for state and/or federal prosecution during the previous reporting period. Also, indicate the number of cases sent back for further investigation during the previous reporting period.

Please enter "0" to all of the question if you are reporting the data from January 1 - June 30.

Number of Defendants' Cases Accepted for **State Prosecution ONLY**

Number of Defendants' Cases Accepted for **Federal Prosecution ONLY**

Number of Defendants' Cases Accepted for **BOTH State & Federal Prosecution**

Number of Defendants' Cases **Sent Back for Further Investigation**

[Previous](#) [Next](#)



- Please select **ALL** the counties that your DTF Serves



### Drug Task Force Semi-Annual Report

9%

Counties Served.

Please select the counties that your DTF serves.

<input type="checkbox"/> Appling	<input type="checkbox"/> Candler	<input type="checkbox"/> Dade	<input type="checkbox"/> Gilmer	<input type="checkbox"/> Jefferson	<input type="checkbox"/> Mitchell	<input type="checkbox"/> Richmond	<input type="checkbox"/> Troup
<input type="checkbox"/> Atkinson	<input type="checkbox"/> Carroll	<input type="checkbox"/> Dawson	<input type="checkbox"/> Glascock	<input type="checkbox"/> Jenkins	<input type="checkbox"/> Monroe	<input type="checkbox"/> Rockdale	<input type="checkbox"/> Turner
<input type="checkbox"/> Bacon	<input type="checkbox"/> Catoosa	<input type="checkbox"/> Decatur	<input type="checkbox"/> Glynn	<input type="checkbox"/> Johnson	<input type="checkbox"/> Montgomery	<input type="checkbox"/> Schley	<input type="checkbox"/> Twiggs
<input type="checkbox"/> Baker	<input type="checkbox"/> Charlton	<input type="checkbox"/> DeKalb	<input type="checkbox"/> Gordon	<input type="checkbox"/> Jones	<input type="checkbox"/> Morgan	<input type="checkbox"/> Screven	<input type="checkbox"/> Union
<input type="checkbox"/> Baldwin	<input type="checkbox"/> Chatham	<input type="checkbox"/> Dodge	<input type="checkbox"/> Grady	<input type="checkbox"/> Lamar	<input type="checkbox"/> Murray	<input type="checkbox"/> Seminole	<input type="checkbox"/> Upson
<input type="checkbox"/> Banks	<input type="checkbox"/> Chattahoochee	<input type="checkbox"/> Dooley	<input type="checkbox"/> Greene	<input type="checkbox"/> Lanier	<input type="checkbox"/> Muscogee	<input type="checkbox"/> Spalding	<input type="checkbox"/> Walker
<input type="checkbox"/> Barrow	<input type="checkbox"/> Chattooga	<input type="checkbox"/> Dougherty	<input type="checkbox"/> Gwinnett	<input type="checkbox"/> Laurens	<input type="checkbox"/> Newton	<input type="checkbox"/> Stephens	<input type="checkbox"/> Walton
<input type="checkbox"/> Bartow	<input type="checkbox"/> Cherokee	<input type="checkbox"/> Douglas	<input type="checkbox"/> Habersham	<input type="checkbox"/> Lee	<input type="checkbox"/> Oconee	<input type="checkbox"/> Stewart	<input type="checkbox"/> Ware
<input type="checkbox"/> Ben Hill	<input type="checkbox"/> Clarke	<input type="checkbox"/> Early	<input type="checkbox"/> Hall	<input type="checkbox"/> Liberty	<input type="checkbox"/> Oglethorpe	<input type="checkbox"/> Sumter	<input type="checkbox"/> Warren
<input type="checkbox"/> Berrien	<input type="checkbox"/> Clay	<input type="checkbox"/> Echols	<input type="checkbox"/> Hancock	<input type="checkbox"/> Lincoln	<input type="checkbox"/> Paulding	<input type="checkbox"/> Talbot	<input type="checkbox"/> Washington
<input type="checkbox"/> Bibb	<input type="checkbox"/> Clayton	<input type="checkbox"/> Effingham	<input type="checkbox"/> Haralson	<input type="checkbox"/> Long	<input type="checkbox"/> Peach	<input type="checkbox"/> Taliaferro	<input type="checkbox"/> Wayne
<input type="checkbox"/> Bleckley	<input type="checkbox"/> Clinch	<input type="checkbox"/> Elbert	<input type="checkbox"/> Harris	<input type="checkbox"/> Lowndes	<input type="checkbox"/> Pickens	<input type="checkbox"/> Tattnall	<input type="checkbox"/> Webster
<input type="checkbox"/> Brantley	<input type="checkbox"/> Cobb	<input type="checkbox"/> Emanuel	<input type="checkbox"/> Hart	<input type="checkbox"/> Lumpkin	<input type="checkbox"/> Pierce	<input type="checkbox"/> Taylor	<input type="checkbox"/> Wheeler
<input type="checkbox"/> Brooks	<input type="checkbox"/> Coffee	<input type="checkbox"/> Evans	<input type="checkbox"/> Heard	<input type="checkbox"/> Macon	<input type="checkbox"/> Pike	<input type="checkbox"/> Telfair	<input type="checkbox"/> White
<input type="checkbox"/> Bryan	<input type="checkbox"/> Colquitt	<input type="checkbox"/> Fannin	<input type="checkbox"/> Henry	<input type="checkbox"/> Madison	<input type="checkbox"/> Polk	<input type="checkbox"/> Terrell	<input type="checkbox"/> Whitfield
<input type="checkbox"/> Bulloch	<input type="checkbox"/> Columbia	<input type="checkbox"/> Fayette	<input type="checkbox"/> Houston	<input type="checkbox"/> Marion	<input type="checkbox"/> Pulaski	<input type="checkbox"/> Thomas	<input type="checkbox"/> Wilcox
<input type="checkbox"/> Burke	<input type="checkbox"/> Cook	<input type="checkbox"/> Floyd	<input type="checkbox"/> Irwin	<input type="checkbox"/> McDuffie	<input type="checkbox"/> Putnam	<input type="checkbox"/> Tift	<input type="checkbox"/> Wilkes
<input type="checkbox"/> Butts	<input type="checkbox"/> Coweta	<input type="checkbox"/> Forsyth	<input type="checkbox"/> Jackson	<input type="checkbox"/> McIntosh	<input type="checkbox"/> Quitman	<input type="checkbox"/> Toombs	<input type="checkbox"/> Wilkinson
<input type="checkbox"/> Calhoun	<input type="checkbox"/> Crawford	<input type="checkbox"/> Franklin	<input type="checkbox"/> Jasper	<input type="checkbox"/> Meriwether	<input type="checkbox"/> Rabun	<input type="checkbox"/> Towns	<input type="checkbox"/> Worth
<input type="checkbox"/> Camden	<input type="checkbox"/> Crisp	<input type="checkbox"/> Fulton	<input type="checkbox"/> Jeff Davis	<input type="checkbox"/> Miller	<input type="checkbox"/> Randolph	<input type="checkbox"/> Treutlen	

[Previous](#) [Next](#)



Please select **ALL** types of drugs that your DTF has seized

- Heroin
- Cocaine
- Crack
- Commercial-grade
- Hydroponic Marijuana
- Meth (e.g., ICE, Crystal, etc.)
- Ecstasy/ MDMA
- Prescription Medications (e.g., Oxycodone, Xanax, Vicodin, Lortab)
- Salvia
- Psilocybin
- Acid (LSD)
- Other

A screenshot of a web form titled "Drug Task Force Semi-Annual Report". On the left side of the form is a large blue shield-shaped graphic containing the CJCC logo. The form has a progress bar at the top left showing "10%". Below the title, it asks "Please select the types of drugs that your DTF has seized during the past 6 months?". There is a list of drug types with checkboxes: Heroin, Cocaine, Crack, Commercial-grade Marijuana, Hydroponic Marijuana, Meth (e.g., ICE, Crystal, etc.), Ecstasy/ MDMA, Prescription Medications (e.g., Oxycodone, Xanax, Vicodin, Lortab), Salvia, Psilocybin, Acid (LSD), and Other. At the bottom, there are "Previous" and "Next" buttons, with "Next" being highlighted in red.

# CJCC | Amount of Drugs Seized




- Please enter the amount of drugs seized in grams in each of the counties you served. If you seized none of a particular kind of drug in one county, please put “0.” For your convenience, conversion notes are provided below to help you convert ounces, pounds and kilograms into grams.
- 1 ounce = 28 grams
- 1 pound = 454 grams
- 1 kilogram = 1,000 grams





## Example: Seized Heroin and Cocaine from Appling and Atkinson counties



**Drug Task Force Semi-Annual Report**

10%

For the following items, enter the amount of drugs seized in grams in each of the counties you served. If you seized none of a particular kind of drug in one county, please put "0."

For your convenience, conversion notes are provided below to help you convert ounces, pounds and kilograms into grams.

1 ounce = 28 grams

1 pound = 454 grams

1 kilogram = 1,000 grams

	Heroin	Cocaine
Appling	<input type="text"/>	<input type="text"/>
Atkinson	<input type="text"/>	<input type="text"/>

[Previous](#) [Next](#)



- Do you have a pill box drop program?
  - Yes
  - No

**Drug Task Force Semi-Annual Report**

11%

Did your DTF host a pill box drop program during the past 6 months?


- Yes
- No
- Sheriff's Offices in my jurisdiction run Pill Box Program
- Pharmacies in my jurisdiction run Pill Box Programs

Previous Next

The screenshot shows a survey interface. On the left is a large version of the CJCC logo. The main content area has a dark blue header with the title "Drug Task Force Semi-Annual Report". Below the title is a red progress bar labeled "11%". The question is "Did your DTF host a pill box drop program during the past 6 months?". There are four radio button options: "Yes", "No", "Sheriff's Offices in my jurisdiction run Pill Box Program", and "Pharmacies in my jurisdiction run Pill Box Programs". At the bottom are two buttons: "Previous" (disabled) and "Next" (active).



- If yes, what was the total weight (in lbs) collected?



### Drug Task Force Semi-Annual Report

12%

What was the total weight (in lbs) collected during the past 6 months?

For your convenience, conversion notes are provided below to help you convert ounces, grams and kilograms into pounds.

1 pound = 16 ounces

1 pound = 454 grams

1 pound = 0.454 Kilogram

[Previous](#) [Next](#)



Does the DTF engage in any undercover buys?

- Yes
- No

A screenshot of a survey titled "Drug Task Force Semi-Annual Report". A progress bar shows 13% completion. The question is "Did the DTF engage in any undercover buys during the last 6 months?". There are two radio button options: "Yes" and "No". At the bottom, there are "Previous" and "Next" buttons.

If yes, how many undercover buys did your DTF conduct in the past 6 months?

A screenshot of a survey titled "Drug Task Force Semi-Annual Report". A progress bar shows 13% completion. The question is "How many undercover buys did your DTF conduct this past 6 months?". There is a text input field for the answer. At the bottom, there are "Previous" and "Next" buttons.



## Drug Task Force Semi-Annual Report

14%

From the list below, select the drugs you purchased during undercover buys and in which unit you purchased them. For instance, **you may have purchased several 1/10 gram bags of heroin during the reporting period. However, the unit at which you purchased those bags was 1/10 gram.**

On the following page, you will report the average street price in your area for the unit of drugs you purchased.

**Heroin**

- 1/10 Gram
- 1 Gram
- 1 Kilogram

**Cocaine**

- 1 Gram
- 1 Ounce
- 1 Kilogram

**Crack**

- 1 Rock
- 1 Ounce

**Marijuana (Commercial-grade)**

- 1 Ounce
- 1 Pound

**Marijuana (High Grade, BC Bud, Sinsemilla, Hydro, etc.)**

- 1 Ounce
- 1 Pound

**Meth (e.g., ICE, Crystal, etc.)**

- 1 Gram
- 1 Ounce
- 1 Kilogram

**Ecstasy/ MDMA**

- 1 Tablet
- 1 Jar (100 Tablets)

**Salvia**

- 1 Ounce

**Psilocybin**

- 1/4 Ounce
- 1 Ounce
- 1 Pound

**Acid (LSD)**

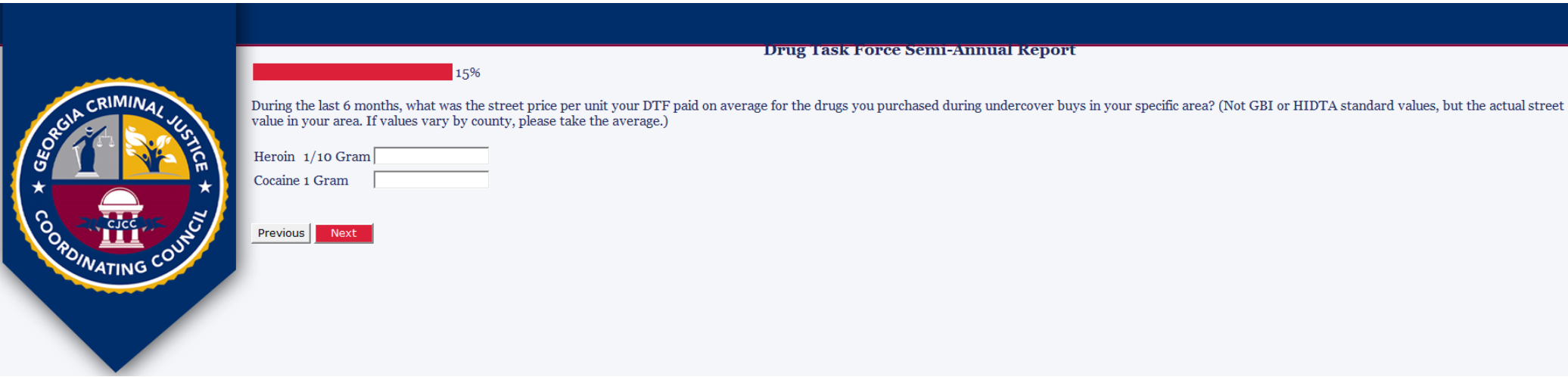
- 1 Unit
- 1000 Units

[Previous](#)

[Next](#)



- Example: DTF bought Heroin in 1/10 gram package and Cocaine in 1 gram package.



**Drug Task Force Semi-Annual Report**

15%

During the last 6 months, what was the street price per unit your DTF paid on average for the drugs you purchased during undercover buys in your specific area? (Not GBI or HIDTA standard values, but the actual street value in your area. If values vary by county, please take the average.)

Heroin 1/10 Gram

Cocaine 1 Gram

[Previous](#) [Next](#)

- Not GBI or HIDTA standard values, but the actual street value in your area. If values vary by county, please take the average.



## Drug Task Force Semi-Annual Report



From the list below, select the drugs you purchased during undercover buys and in which unit you purchased them. For instance, **you may have purchased 20 mg pills of Oxycodone during the reporting period. However, the unit at which you purchased those pills was 20 mg.**

On the following page, you will report the average street price in your area for the unit of drugs you purchased.

### Oxycodone

- 10mg Tablet
- 20mg Tablet
- 30mg Tablet
- 40mg Tablet
- 80mg Tablet

### Vicodin

- 5mg Tablet
- 7.5mg Tablet
- 10mg Tablet

### Xanax

- 1mg Tablet
- 2mg Tablet

### Lortab

- 5mg Tablet
- 7.5mg Tablet
- 10mg Tablet

**DTF did not purchase any prescription drugs undercover.**



- Example: DTF bought Oxycodone in 10mg Tablet package, Vicodin in 5mg Tablet package, Xanax in 1mg Tablet package.



**Drug Task Force Semi-Annual Report**

16%

During the last 6 months, what has been the street price for the prescription drugs below specific to your area? (Not GBI or HIDTA standard values, but the actual street value in your area. If values vary by county, please take the average.)

Oxycodone 10mg Tablet		<input type="text"/>
Vicodin 5mg Tablet		<input type="text"/>
Xanax 1mg Tablet		<input type="text"/>

Previous Next

- Not GBI or HIDTA standard values, but the actual street value in your area. If values vary by county, please take the average.





- How many search warrants did you serve in the past 6 months?
- How many 4<sup>th</sup> amendment searches did you engage in the past 6 months?



**Drug Task Force Semi-Annual Report**

17%

[Warrants, Seizures and Forfeitures](#)

How many search warrants did you serve in the past 6 months?

How many 4th Amendment searches did you engage in the past 6 months?

[Previous](#) [Next](#)

The screenshot shows a web form titled "Drug Task Force Semi-Annual Report". It features a progress indicator showing 17% completion. Below this, there is a link for "Warrants, Seizures and Forfeitures". The form contains two questions: "How many search warrants did you serve in the past 6 months?" and "How many 4th Amendment searches did you engage in the past 6 months?". Each question has a corresponding empty text input field. At the bottom of the form, there are two buttons: "Previous" and "Next". On the left side of the screenshot, there is a large, stylized version of the Georgia Criminal Justice Coordinating Council logo.



- Indicate the number of search warrants your task force served that led to:

- Drug Seizures
- Cash Asset Seizures
- Actionable Intelligence
- Property Seizures
- Firearms Seizures
- Arrests
- Nothing at All
- Number of Properties Forfeited
- Value of Assets Forfeited to the DTF (in dollars)

- **Please be sure the total number of search warrants is at least equal to or greater than the total number of warrants served. A single warrant may have lead to more than one of the outcomes above.**



## Drug Task Force Semi-Annual Report



### Warrants Outcome

For the following questions, indicate the number of warrants your task force served that led to in the past 6 months. (NOTE: Please be sure the total number of warrants is at least **equal to or greater than** the total number of warrants served. A single warrant may have led to more than one of the outcomes below.)

Number of Search Warrants Led to **Drug Seizures**

Number of Search Warrants Led to **Cash Asset Seizures**

Number of Search Warrants Led to **Actionable Intelligence**

Number of Search Warrants Led to **Property Seizures**

Number of Search Warrants Led to **Firearms Seizures**

Number of Search Warrants Led to **Arrests**

Number of Search Warrants Led to **Nothing At All**

Previous

Next



- Number of Marijuana-growing operations dismantled
- Number of Drug Labs Destroyed
- Number of Drug Trafficking Organizations Disrupted
- Number of Drug Trafficking Organizations Dismantled



## Drug Task Force Semi-Annual Report

### Interdictions

For the following questions, indicate the number of drug operations **disrupted** or **dismantled** in the past 6 months.

Note: Disrupting includes slowing down or removing one or more components of a drug trafficking operation such that the organization's business operations, product movement, and profits are substantially affected.

Dismantling includes removing all components of a drug trafficking operation by law enforcement.

Number of **Marijuana-growing operations dismantled**

Number of **Drug Labs Destroyed**

Number of **Drug Trafficking Organizations Disrupted**

Number of **Drug Trafficking Organizations Dismantled**

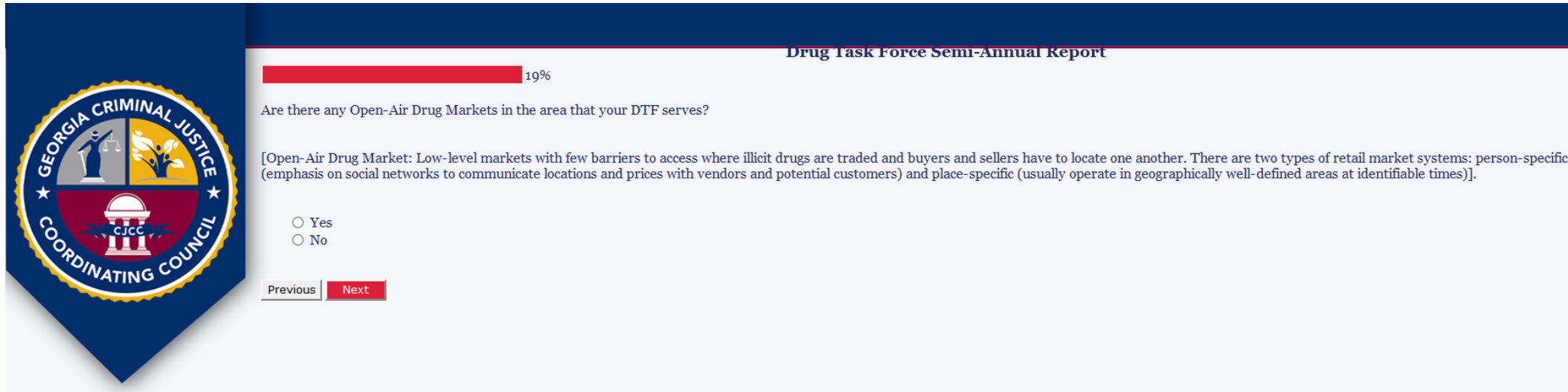
[Previous](#)

[Next](#)





- Are there any Open-Air Drug Markets in the area that your DTF serves?
  - Yes
  - No



The screenshot shows a survey report titled "Drug Task Force Semi-Annual Report". A red progress bar indicates that 19% of respondents answered the question. The question is "Are there any Open-Air Drug Markets in the area that your DTF serves?". Below the question is a definition: "[Open-Air Drug Market: Low-level markets with few barriers to access where illicit drugs are traded and buyers and sellers have to locate one another. There are two types of retail market systems: person-specific (emphasis on social networks to communicate locations and prices with vendors and potential customers) and place-specific (usually operate in geographically well-defined areas at identifiable times)].". There are two radio button options: "Yes" and "No". At the bottom, there are "Previous" and "Next" navigation buttons.

**Drug Task Force Semi-Annual Report**

19%

Are there any Open-Air Drug Markets in the area that your DTF serves?

[Open-Air Drug Market: Low-level markets with few barriers to access where illicit drugs are traded and buyers and sellers have to locate one another. There are two types of retail market systems: person-specific (emphasis on social networks to communicate locations and prices with vendors and potential customers) and place-specific (usually operate in geographically well-defined areas at identifiable times)].

Yes  
 No

[Previous](#) [Next](#)



- If yes, does your DTF target these Open-Air Drug Markets?

**Drug Task Force Semi-Annual Report**

20%

Does your DTF target these Open-Air Drug Markets?

Yes

No

[Previous](#) [Next](#)

The screenshot shows a survey form with a blue header. On the left is a large version of the CJCC logo. The form title is "Drug Task Force Semi-Annual Report". Below the title is a red progress bar labeled "20%". The question is "Does your DTF target these Open-Air Drug Markets?". There are two radio button options: "Yes" and "No". At the bottom are two buttons: "Previous" (disabled) and "Next" (active).



- If yes, how many people did your DTF arrest from these Open-Air Drug Markets in the past 6 months?

- The number of **people arrested from these Open- Air Drug Markets** should be **equal to or less than** the **total people arrested** by your DTF in the past 6 months.





- Indicate the number of individuals and/or groups to which your agency has presented or provided training.
  - Number of Schools
  - Number of Students
  - Number of Civic Groups (e.g., Boys and Girls Club, etc.)
  - Number of Civic Groups Members
  - Number of Community Meetings
  - Number of Community Outreach Sessions



## Drug Task Force Semi-Annual Report



### Training and Outreach

In this section, indicate the number of individuals and/or groups to which your agency has presented or provided training in the past 6 months.

Number of **Schools**

Number of **Students**

Number of **Civic Groups** (e.g., Boys and Girls Club, etc.)

Number of **Civic Groups Members**

Number of **Community Meetings**

Number of **Community Outreach Sessions**

[Previous](#)

[Next](#)



Does your DTF have a curriculum for the school outreach sessions?

- Yes
- No

**Drug Task Force Semi-Annual Report**  
22%

Does your DTF have a curriculum for the school outreach sessions?

Yes  
 No

Previous Next

If yes, please describe the curriculum. (200 characters MAX)

**Drug Task Force Semi-Annual Report**  
23%

Please describe the curriculum. (200 Characters MAX)

Don't Know

Previous Next

# CJCC | K-9 Missions/Utilization



- Is your agency a K-9 Unit?

- Yes
- No

A screenshot of a survey form titled "Drug Task Force Semi-Annual Report". At the top, there is a red progress bar showing 23%. Below the progress bar, the question "Is your agency a K-9 Unit?" is displayed. There are two radio button options: "Yes" and "No". At the bottom of the form, there are two buttons: "Previous" and "Next". To the left of the form is a large blue shield-shaped logo with the CJCC emblem.

- If yes, Please indicate the number of searches conducted and the number of handlers trained.

- Building Searches
- School Searches
- Vehicle Searches
- Drug-Free Workplace Searches
- Street Sweeps
- Demos
- Interdiction and Road Checks
- Bombs / Explosive Detection
- Firearms Detection
- Human Scent Detection
- Number of Handlers Trained



## Drug Task Force Semi-Annual Report

24%

K-9

For the following questions, please indicate the number of searches conducted and the number of handlers trained in the past 6 months. If you did not conduct any of the searches listed below, please enter "0".

Number of **Building Searches**

Number of **School Searches**

Number of **Vehicle Searches**

Number of **Drug-Free Workplace Searches**

Number of **Street Sweeps**

Number of **Demos**

Number of **Interdiction and Road Checks**

Number of **Bombs / Explosive Detection**

Number of **Firearms Detection**

Number of **Human Scent Detection**

Number of **Handlers Trained**

[Previous](#)

[Next](#)



## Drug Task Force Semi-Annual Report

26%

### Confirmation Page

I certify that this annual report is complete and accurate to the best of my knowledge. I understand that by entering my full name and PIN below and submitting the report, it will be considered a final report that represents the work conducted by my agency and that I will no longer be able to make changes once it is submitted.

Submitted By:

Title:

- Administrative Assistant
- Agent
- ASAC
- Budget Coordinator
- Commander
- Deputy
- Investigative Assistant
- K-9 Handler
- K-9 Handler Corporal
- K-9 Handler Deputy
- Major
- Secretary
- Sergeant
- Other

PIN: (Password to Gain Access to Report)

[Previous](#)

[Next](#)



- The New DTF Reporting Tool will have a summary page that you may print for your records.
- There will be a warning page, so no more clicking submit without being able to make changes.
- The DTF Reporting Tool is a living document. While we will not make large sweeping changes for years to come, there may be minor changes from time to time.



- If you have a personnel change, please make sure that you submit Subgrant Adjustment Requests (SARs) to your assigned Auditor or Grants Specialist
- Please note that **all fiscal documents/questions** should be directed to Mia Smith, Grants Specialist, [mia.smith@cjcc.ga.gov](mailto:mia.smith@cjcc.ga.gov), 404-654-5693





- **Kayla Kane, Research Analyst, SAC**
  - 404-654-1775 Office
  - [Kayla.Kane@cjcc.ga.gov](mailto:Kayla.Kane@cjcc.ga.gov)
  
- **JaiNiecyia Harper, Planning and Policy Development Specialist**
  - 404-654-1774 Office
  - [JaiNiecyia.Harper@cjcc.ga.gov](mailto:JaiNiecyia.Harper@cjcc.ga.gov)
  
- **Mia Smith, Grants Specialist**
  - 404-654-5693 Office
  - [Mia.Smith@cjcc.ga.gov](mailto:Mia.Smith@cjcc.ga.gov)