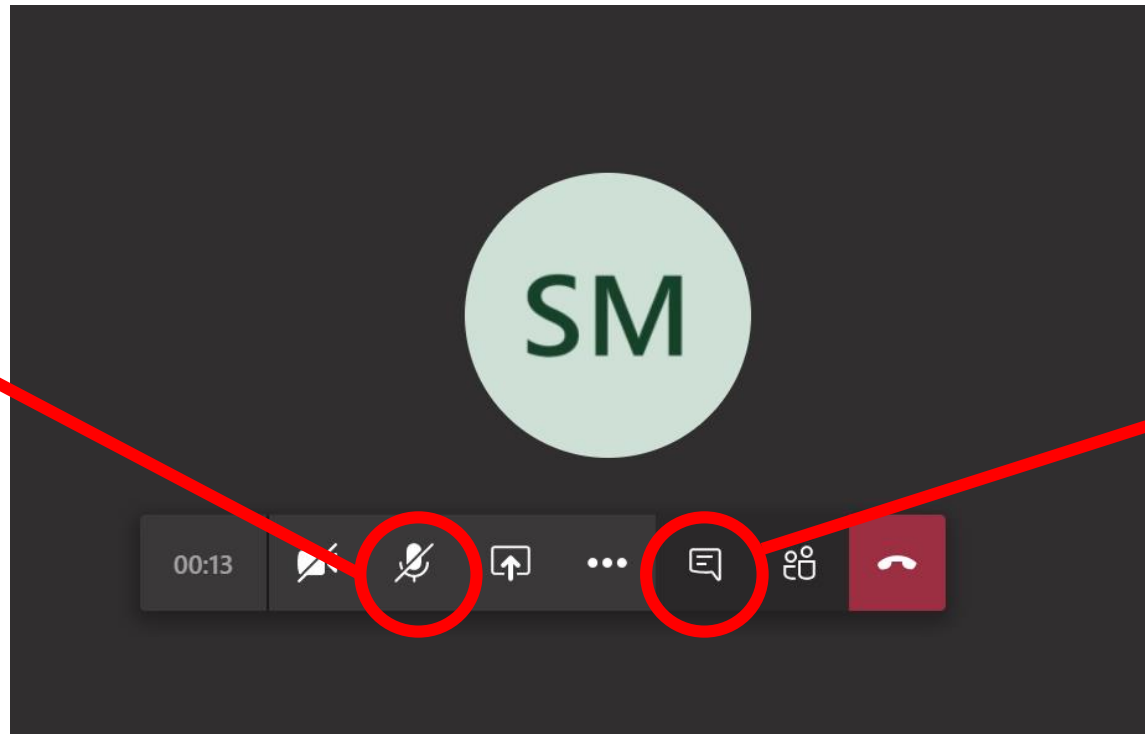



Welcome! Please make sure to mute your mic.



If you have questions, you can click this icon to open a chat box

# Juvenile Justice Incentive Grant Annual Training

---

Criminal Justice Coordinating Council



# CJCC | Agenda



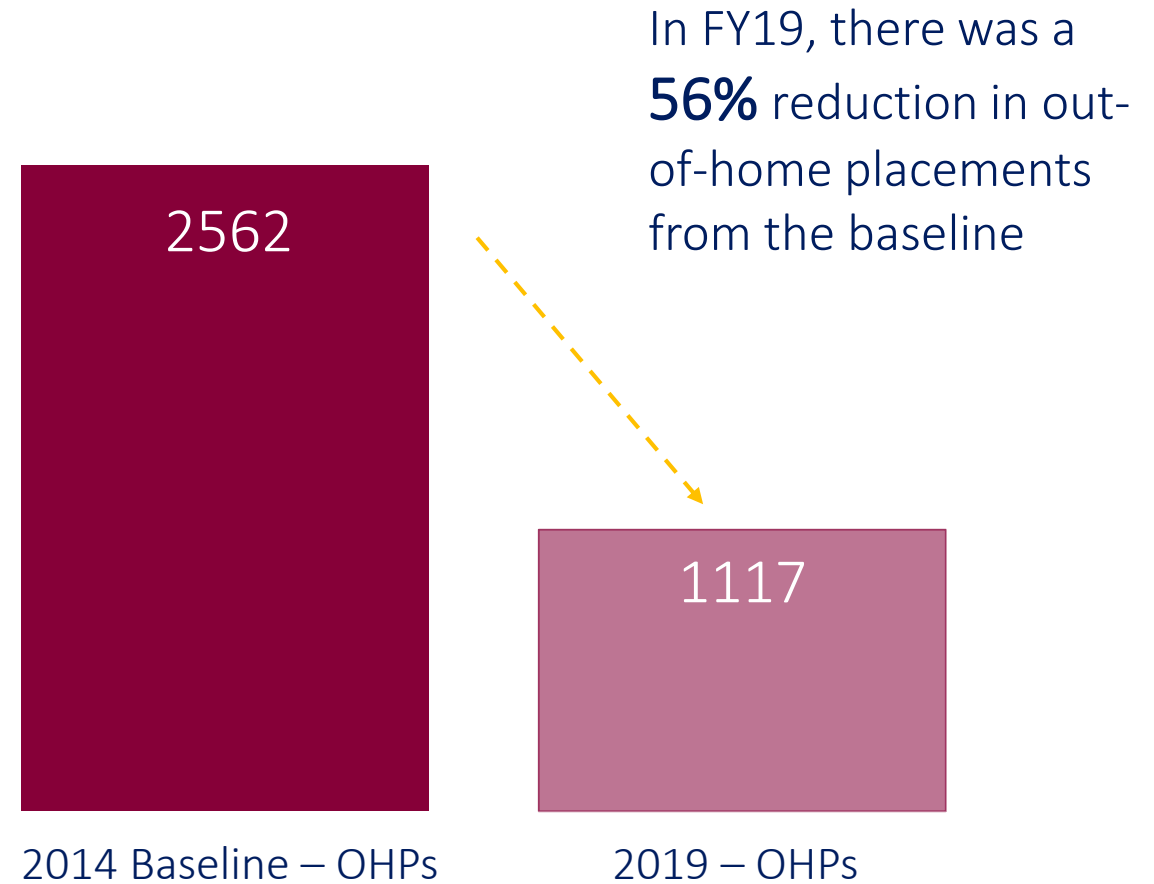
- Welcome/Introduction
- FY21 Juvenile Justice Incentive Grant Program
- Juvenile Justice Incentive Grant Program Update
- Re-evaluating programs and How to Do It
- Program Requirements
- Reporting Requirements
- General CJCC Updates

# CJCC | FY21 Juvenile Justice Incentive Grant Program



## Purpose

The JJIG is designed to provide funding for local programs that will serve youth in the community and therefore reduce out-of-home placements.



# CJCC | FY21 Juvenile Justice Incentive Grant Program



## Program Requirements

Eligible participants must have -

- a delinquent adjudication
- a medium to high PDRA
- must be appropriate for the selected evidence-based program

# CJCC | FY21 Juvenile Justice Incentive Grant Program



## RFP General Requirements

- All documents must be saved as a PDF, except budget, and must be submitted via Formstack
- Restate each question and number in the narrative section followed by the response.

E.g. “ 1. Statement of Need/Summary

- a. Statement of the community problem: In X county...etc.”
- Applications are due April 26th; award notifications will be made at the end of June; award packets are due 45 days after received
- Grant Award Period is July 1, 2020 – June 30, 2021

# CJCC | FY21 Juvenile Justice Incentive Grant Program



## RFP

- Additional Data
  - Adjudicated offenses, PDRA scores, gender, age, race/ethnicity
  - Average days in serviced

## Special Conditions

- Background tests
- Appropriate relationships policy

## Fiscal / Monitoring

- Request for Additional Funding
- Site visit findings



# Chat Box Questions





## BREAK – 5 Minutes



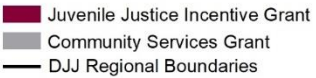
UNIVERSITY OF  
**GEORGIA**

Carl Vinson  
Institute of Government

# Juvenile Justice Incentive Grant

FY 2019 Annual Report

March 26<sup>th</sup>, 2020



# EVIDENCE-BASED PROGRAM UTILIZATION



# 1,350

## Youth Served



## Number of Grantees Using Each Evidence-based Program in FY 2019.

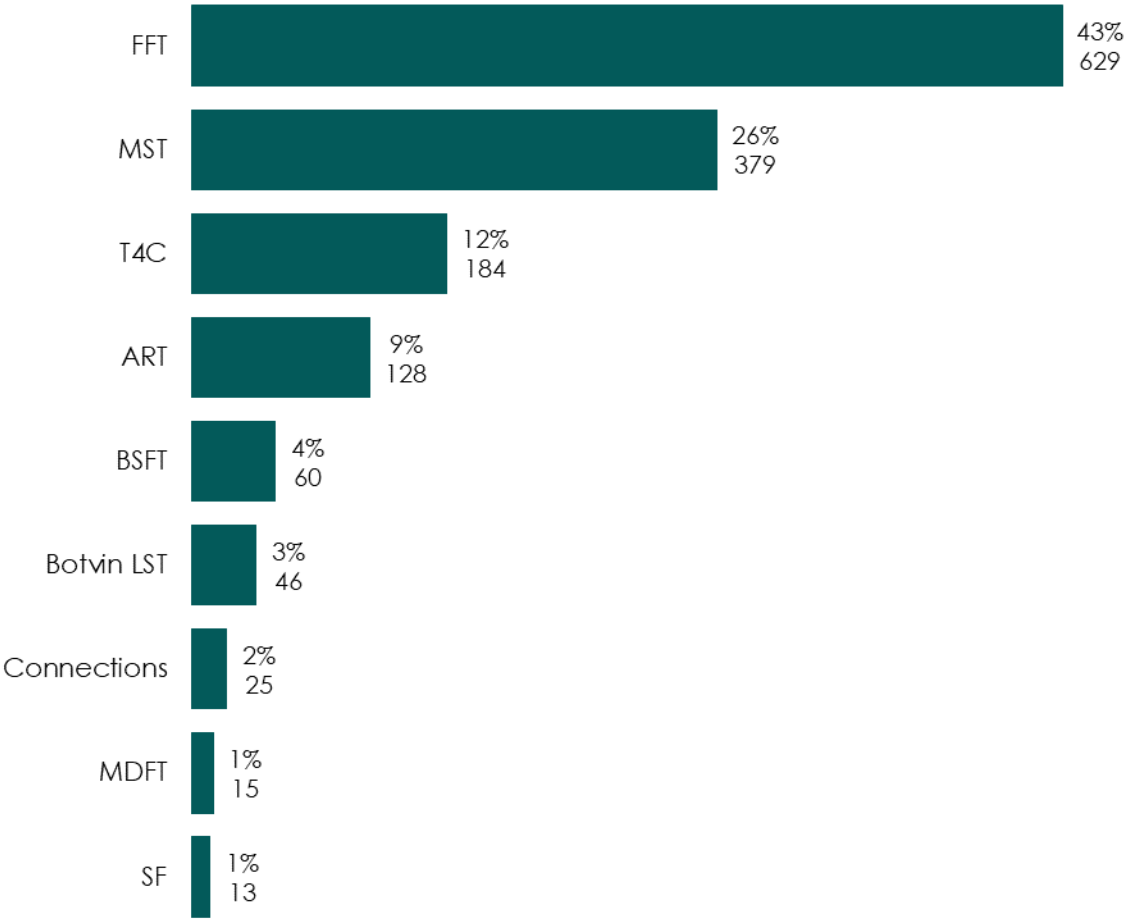
July 2018 – June 2019

Evidence-Based Programs	Number of Grantees using EBP	Grantee Court
Functional Family Therapy (FFT)	12	Chatham, Columbus-Muscogee, Coweta, DeKalb, Dougherty, Douglas, Fayette, Fulton, Henry, Lowndes, Macon-Bibb, Rockdale
Multisystemic Therapy (MST)	12	Augusta-Richmond, Chatham, Cherokee, Clayton, Columbus-Muscogee, DeKalb, Fulton, Gwinnett, Hall, Henry, Houston, Troup
Thinking for a Change (T4C)	9	Athens-Clarke, Bartow, Clayton, Cobb, DeKalb, Glynn, Gwinnett, Lowndes, Walker
Aggression Replacement Training (ART)	5	Augusta-Richmond, Cobb, Columbia, Douglas, Glynn
Botvin LifeSkills Training (Botvin LST)	2	Douglas, Union
Strengthening Families (SF)	2	Columbia, Douglas
Brief Strategic Family Therapy (BSFT)	1	Cobb
Connections Wraparound (Connections)	1	Walker
Multidimensional Family Therapy (MDFT)	1	Union



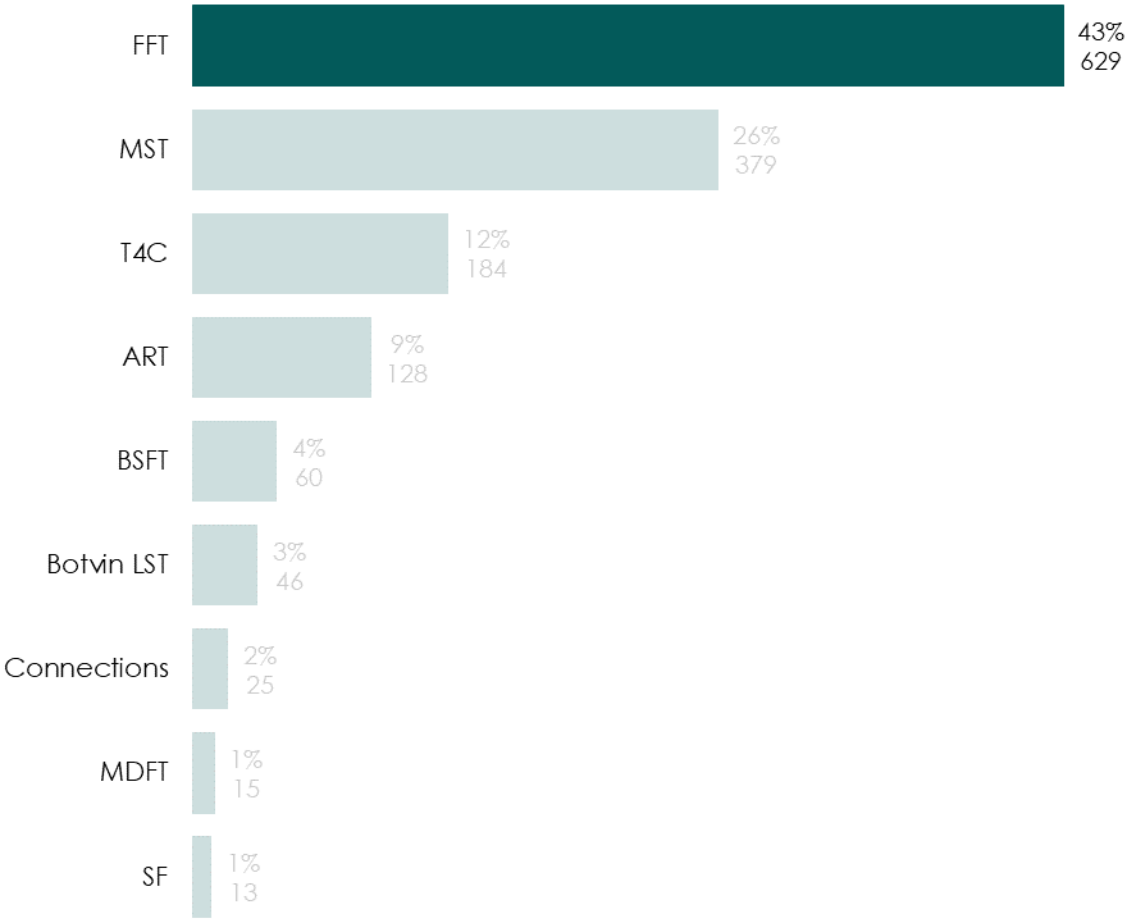
**Functional Family Therapy (FFT), Multisystemic Therapy (MST), and Thinking for a Change (T4C) have been the most utilized evidence-based programs in Year 6.**

July 2018 – June 2019



**Functional Family Therapy (FFT), Multisystemic Therapy (MST), and Thinking for a Change (T4C) have been the most utilized evidence-based programs in Year 6.**

July 2018 – June 2019



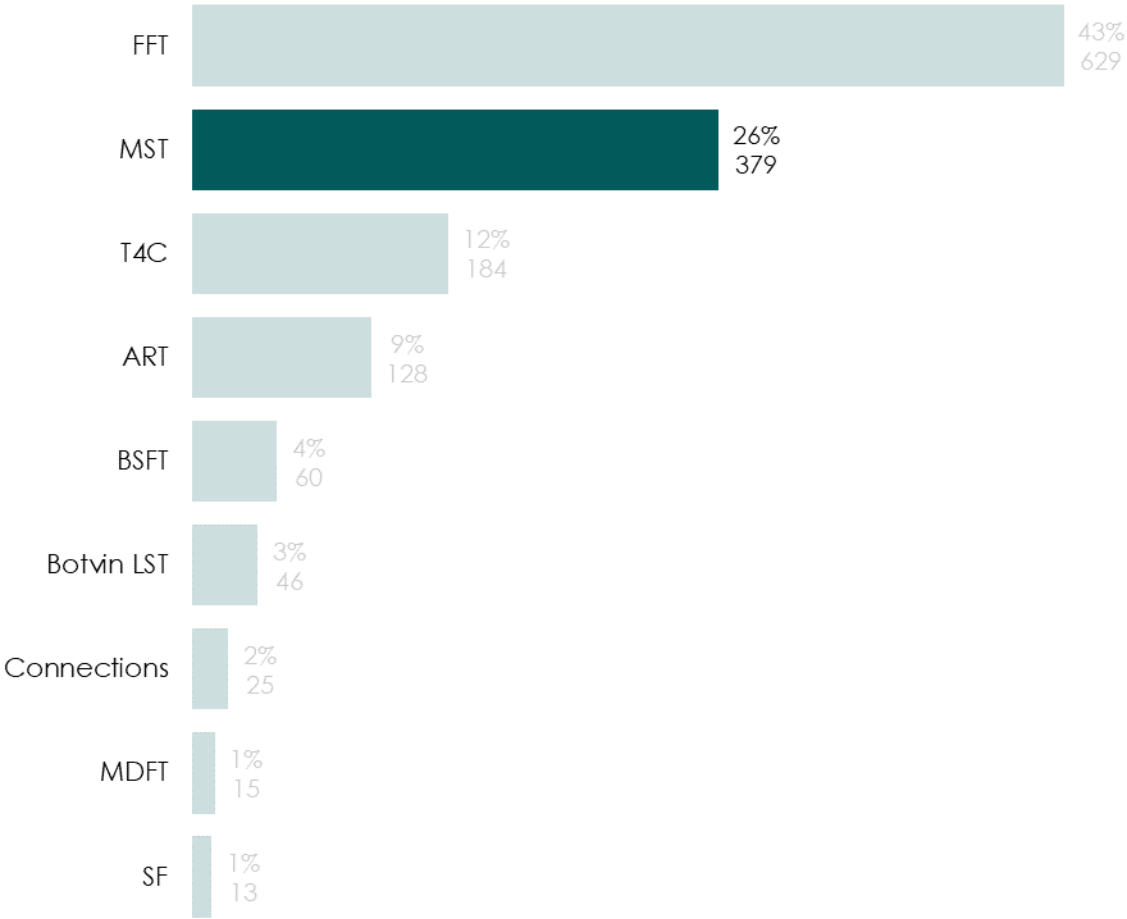
43%





**Functional Family Therapy (FFT), Multisystemic Therapy (MST), and Thinking for a Change (T4C) have been the most utilized evidence-based programs in Year 6.**

July 2018 – June 2019

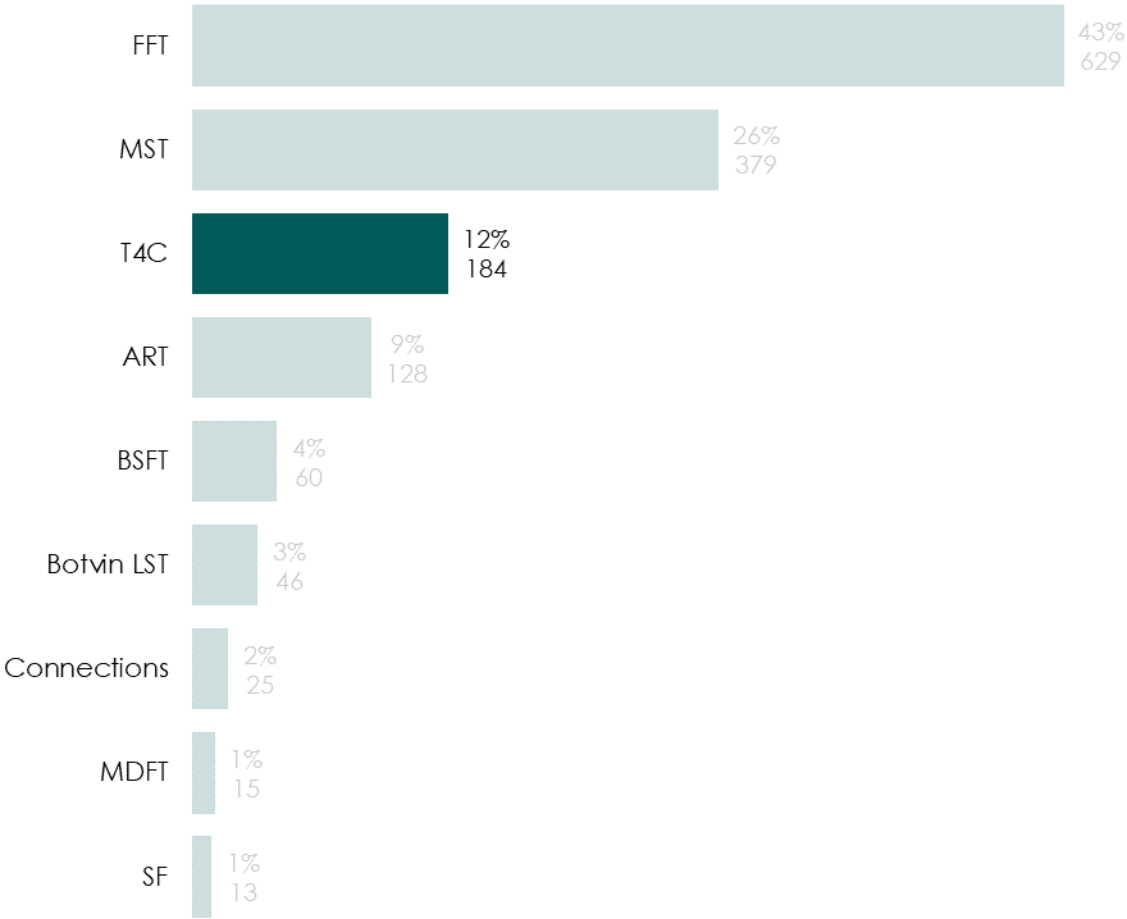


26%



**Functional Family Therapy (FFT), Multisystemic Therapy (MST), and Thinking for a Change (T4C) have been the most utilized evidence-based programs in Year 6.**

July 2018 – June 2019

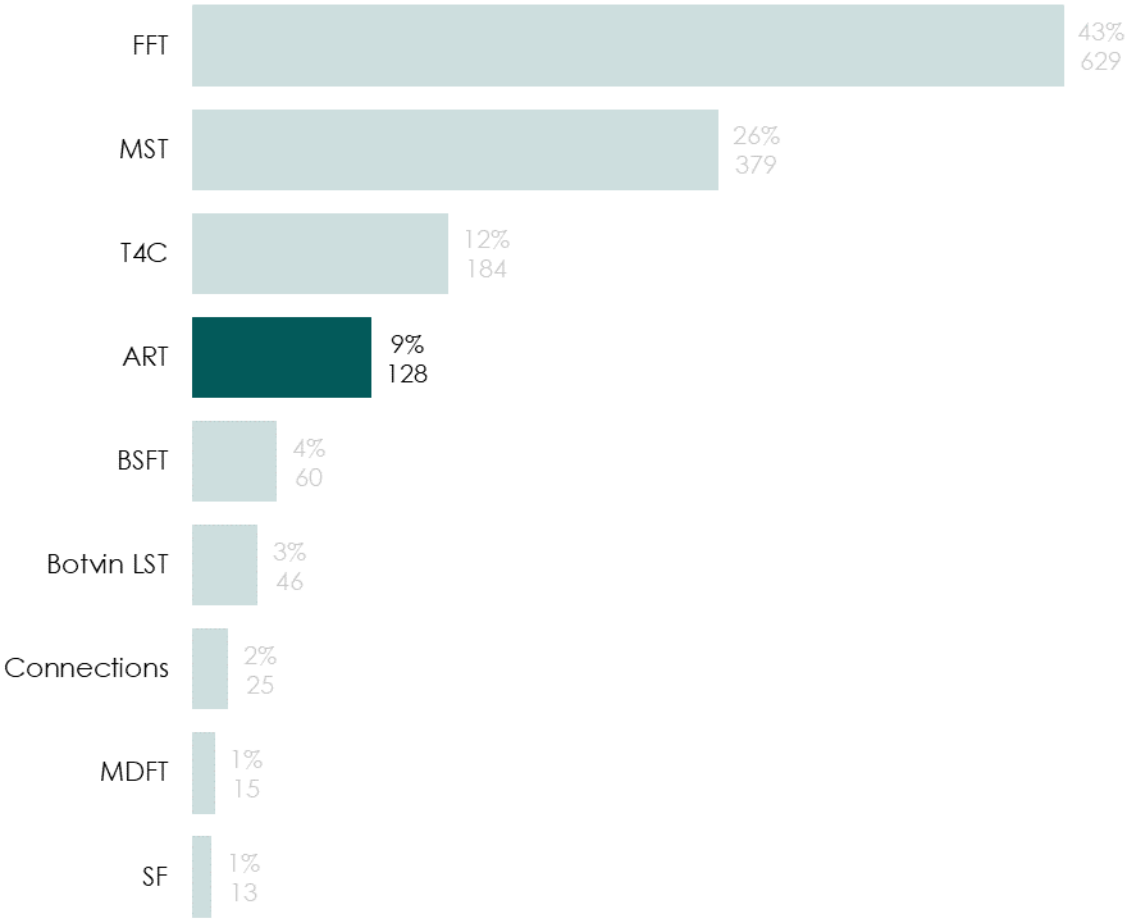


12%



**Functional Family Therapy (FFT), Multisystemic Therapy (MST), and Thinking for a Change (T4C) have been the most utilized evidence-based programs in Year 6.**

July 2018 – June 2019



9%

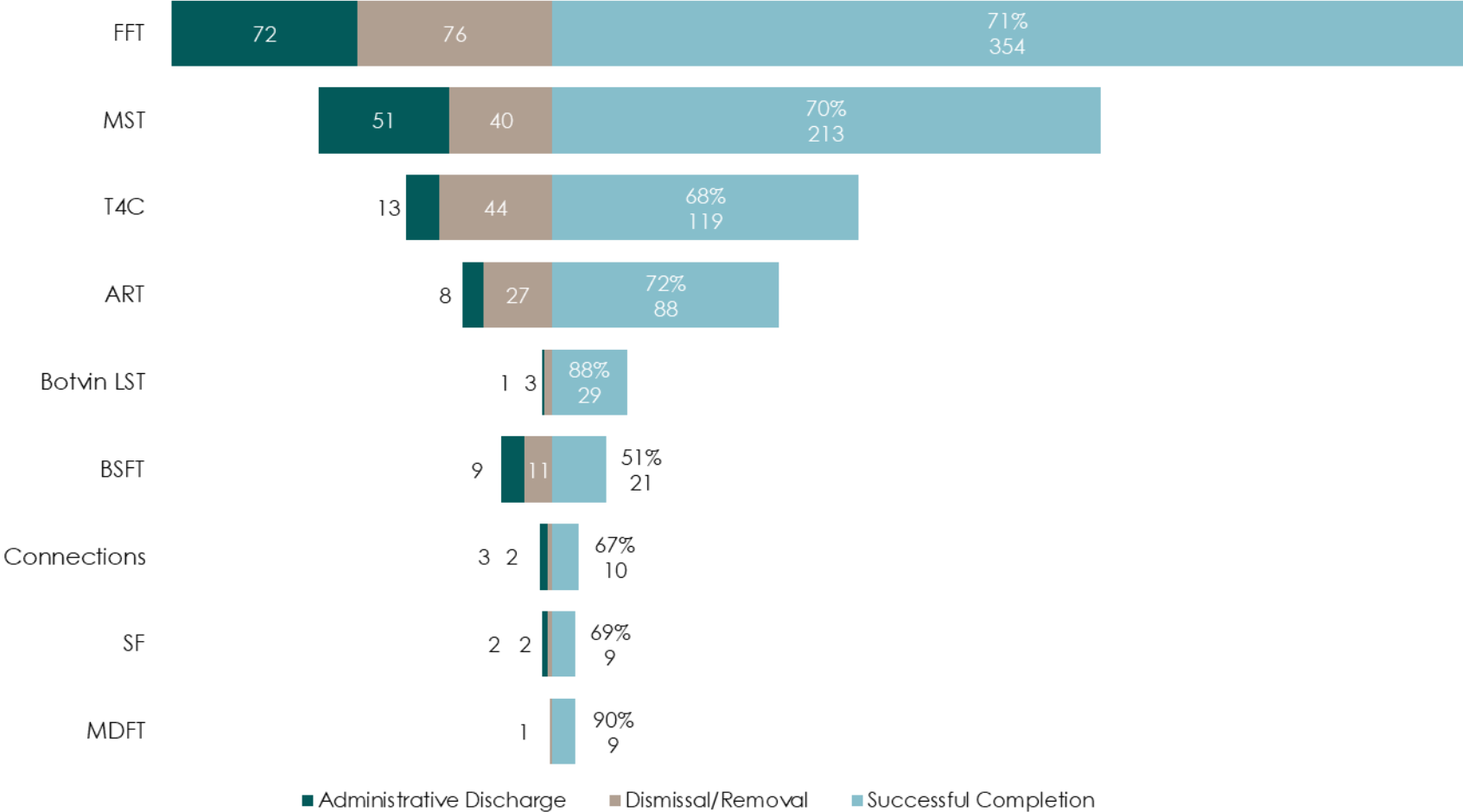


# PROGRAM OUTCOMES



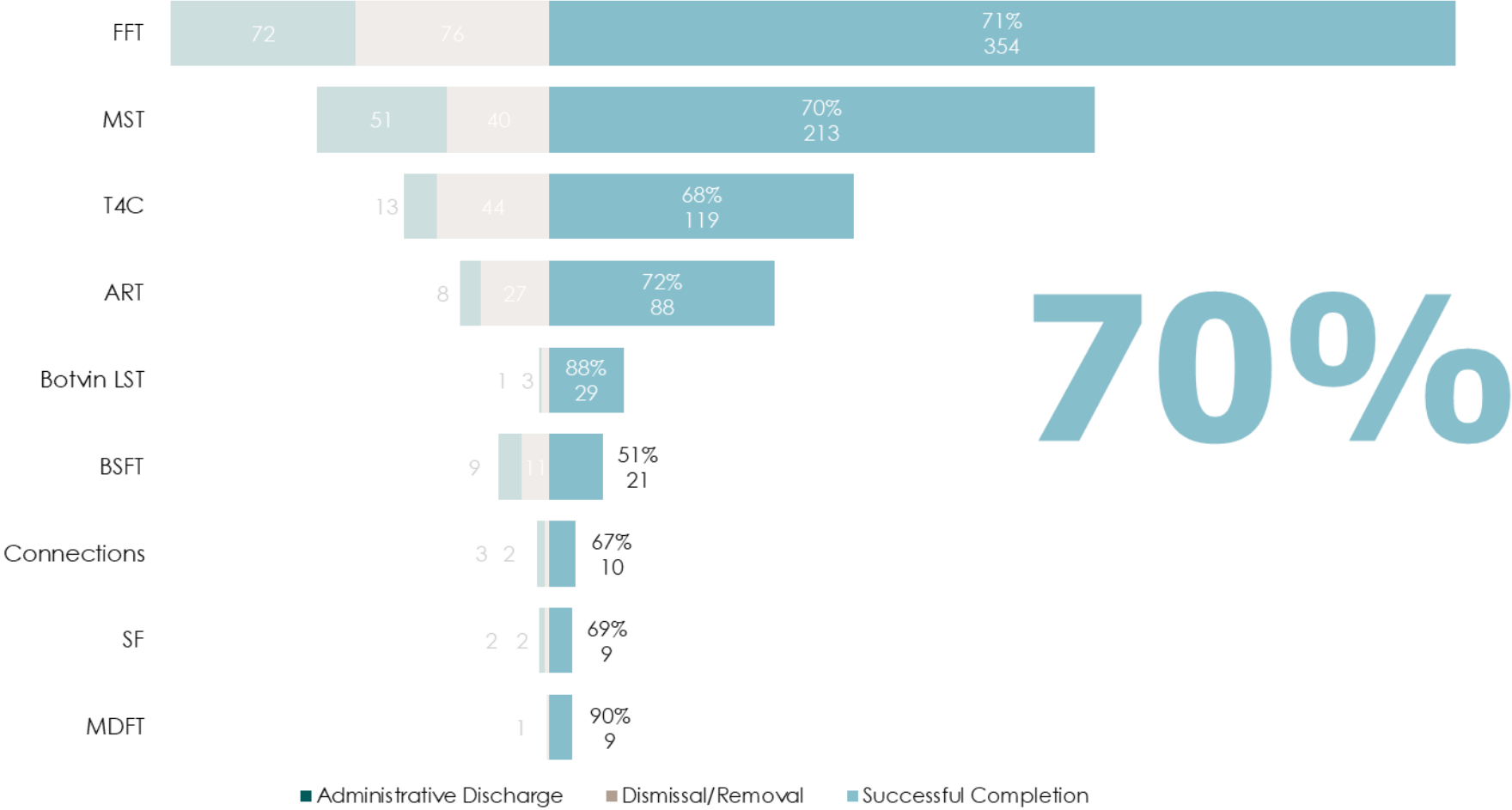
Eight of the nine evidence-based programs reported successful completion rates of 67% or higher.

July 2018 – June 2019



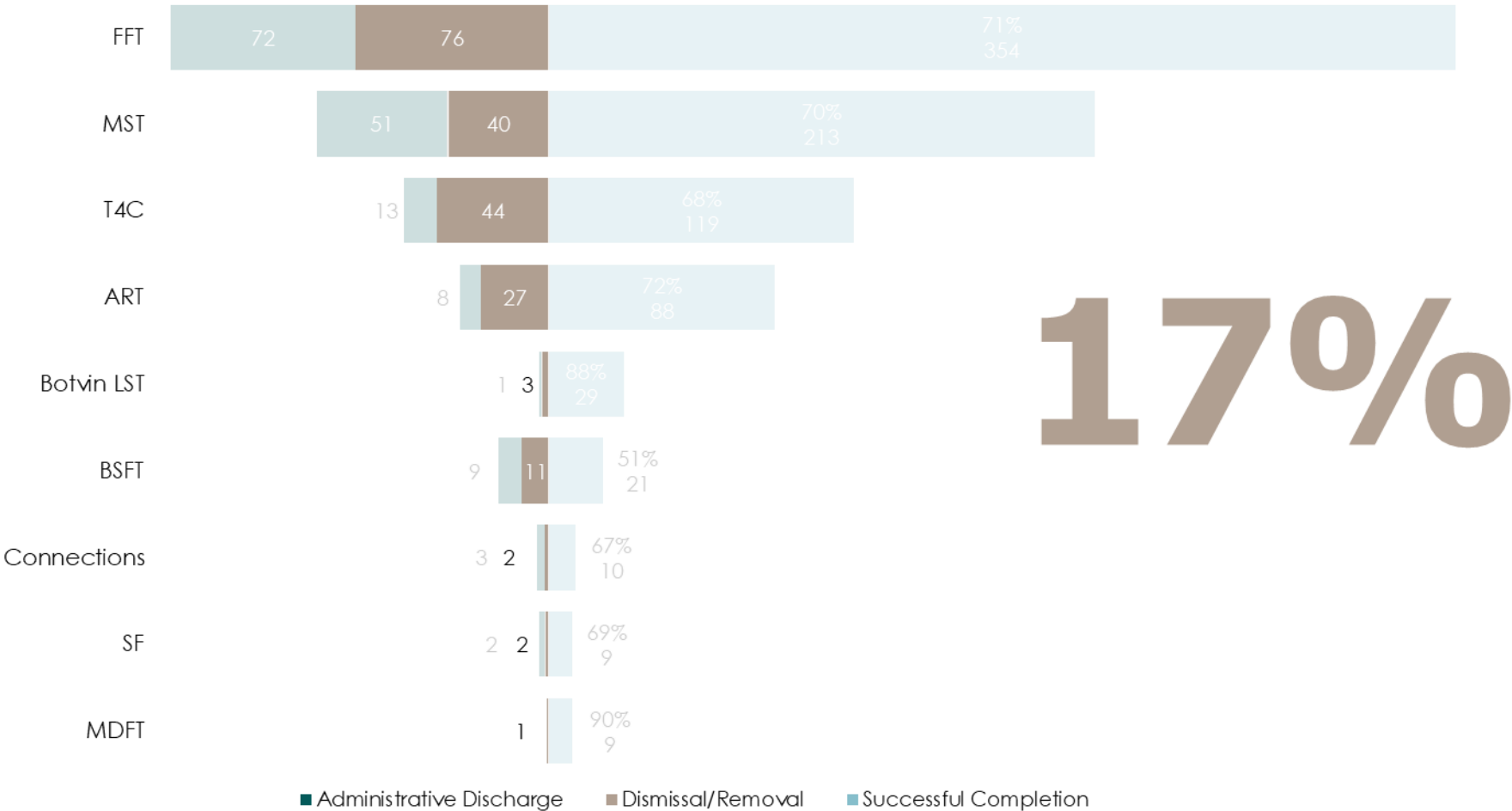
Eight of the nine evidence-based programs reported successful completion rates of 67% or higher.

July 2018 – June 2019



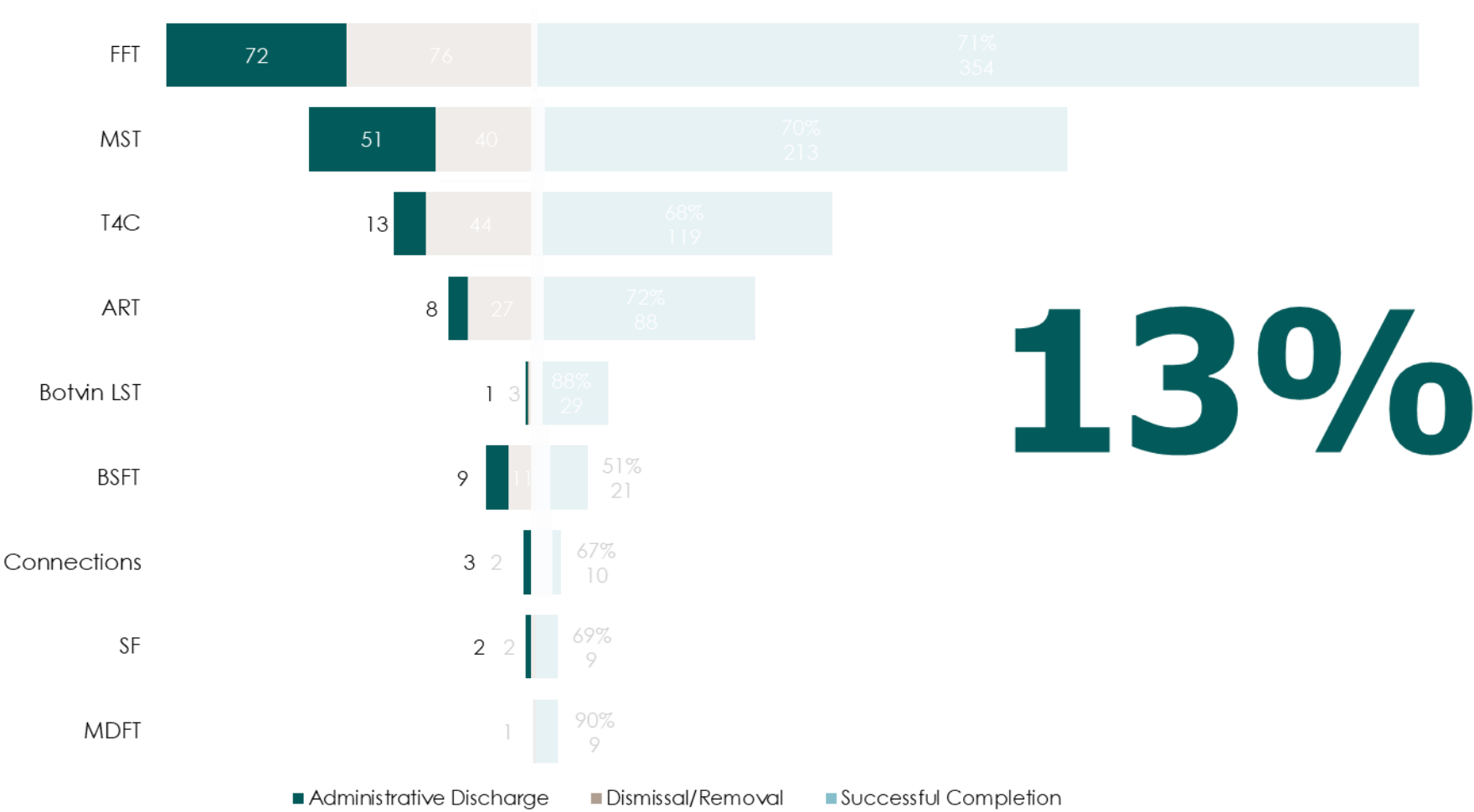
Eight of the nine evidence-based programs reported successful completion rates of 67% or higher.

July 2018 – June 2019



Eight of the nine evidence-based programs reported successful completion rates of 67% or higher.

July 2018 – June 2019



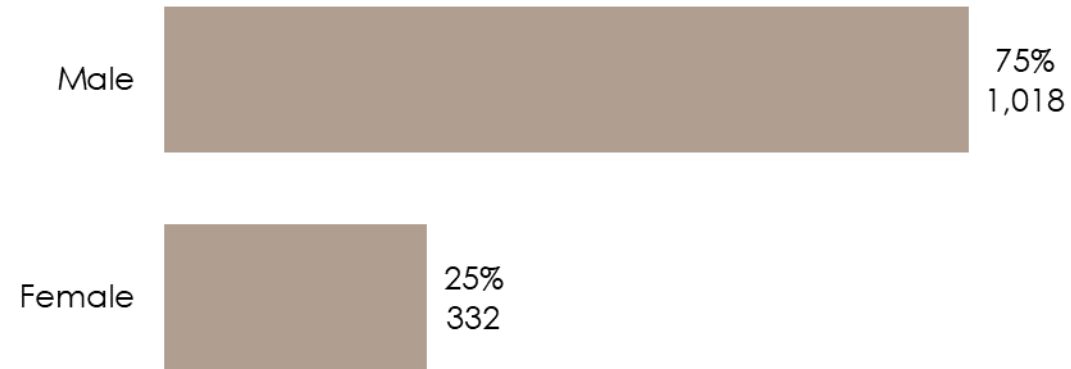


# PARTICIPANT DEMOGRAPHICS



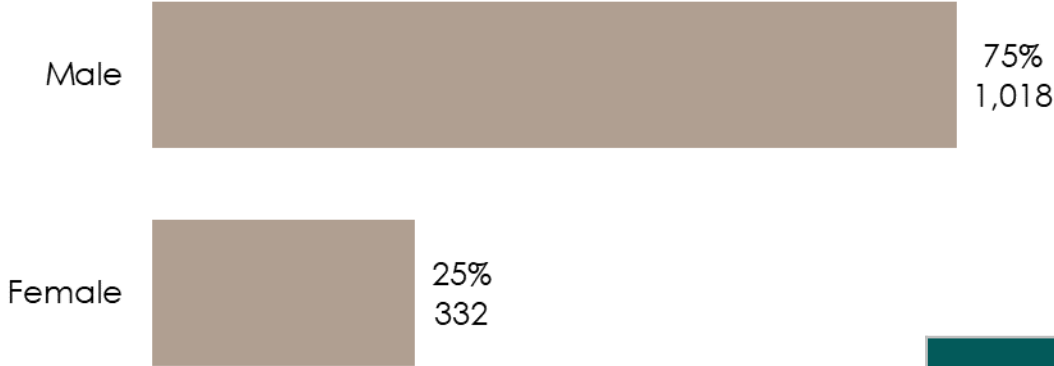
## Males comprised 75% and females comprised 25% of youth served in grant-funded programs.

June 2018–June 2019



Males comprised 75% and females comprised 25% of youth served in grant-funded programs.

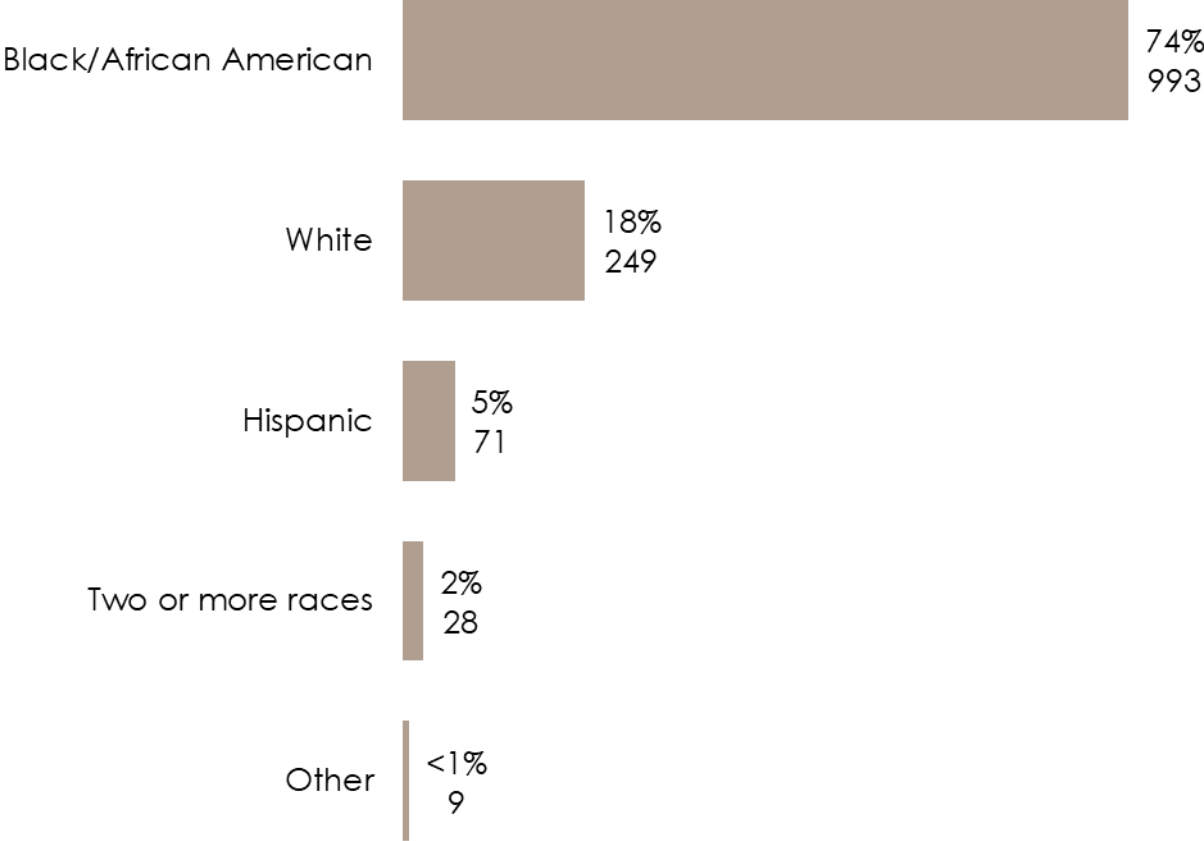
June 2018–June 2019



Gender	FY 2019 OHP Population
Male	84%
Female	16%

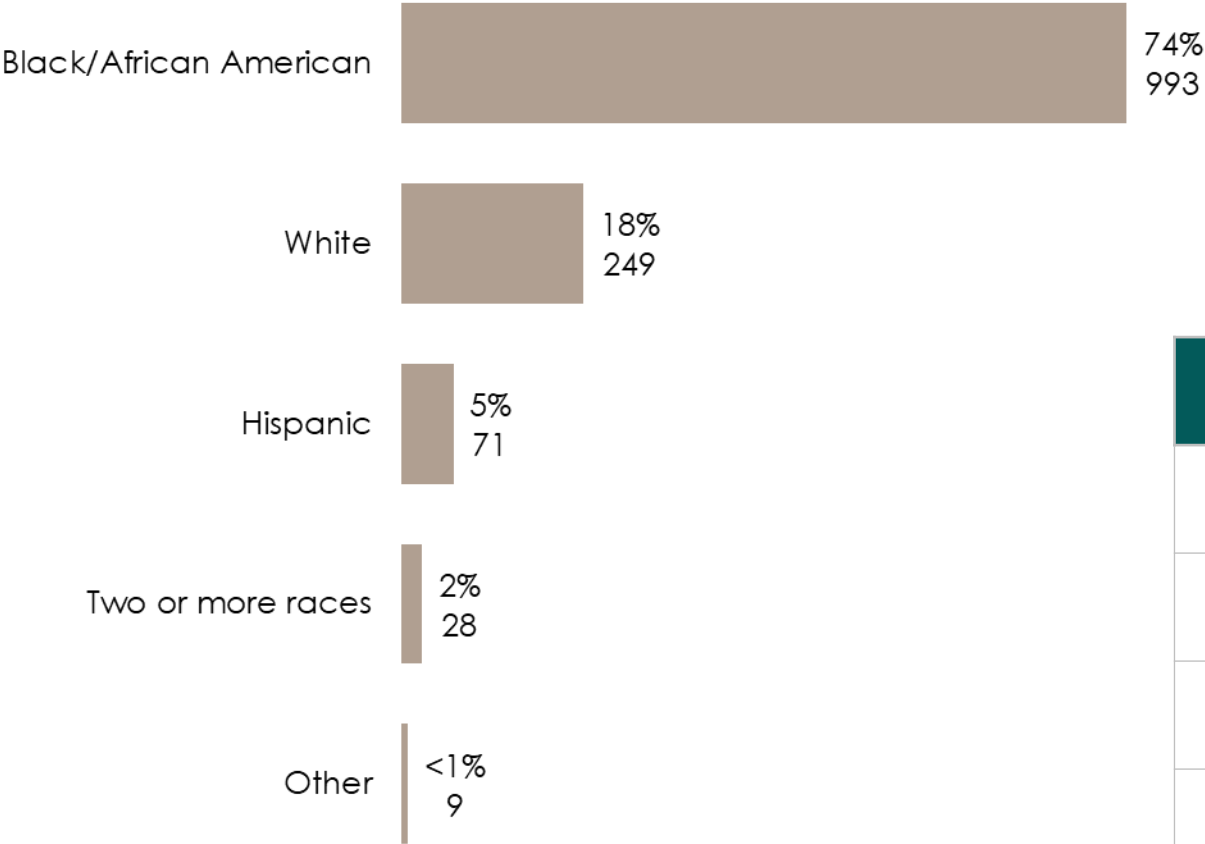
**In FY 2019, evidence-based program participants identified as Black/African American (74%), White (18%), Hispanic (5%), two or more races (2%), and other (<1%).**

July 2018–June 2019



**In FY 2019, evidence-based program participants identified as Black/African American (74%), White (18%), Hispanic (5%), two or more races (2%), and other (<1%).**

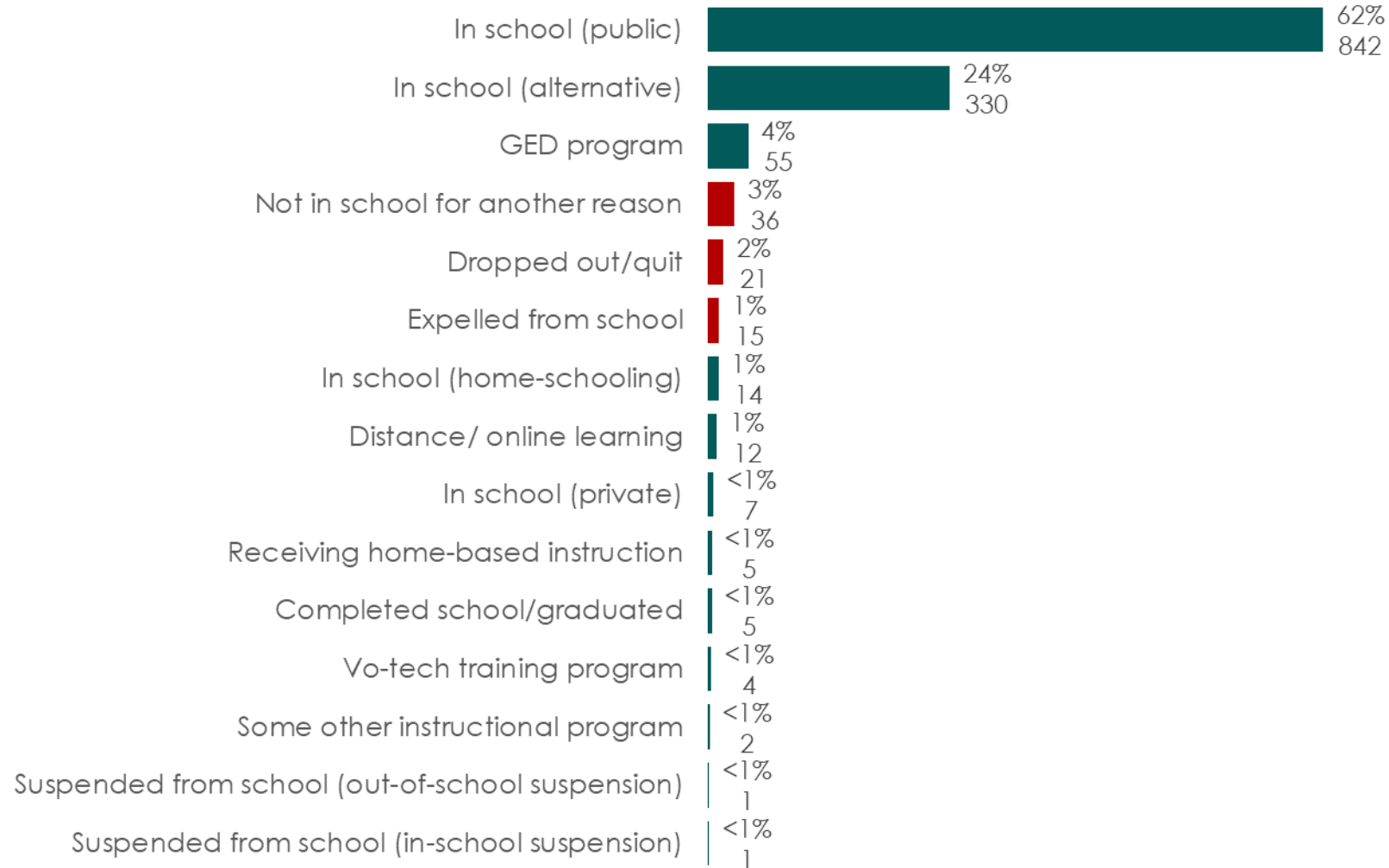
July 2018–June 2019



Race/Ethnicity	FY 2019 OHP Population
Black/African American	72%
White	17%
Hispanic	9%
Other	2%

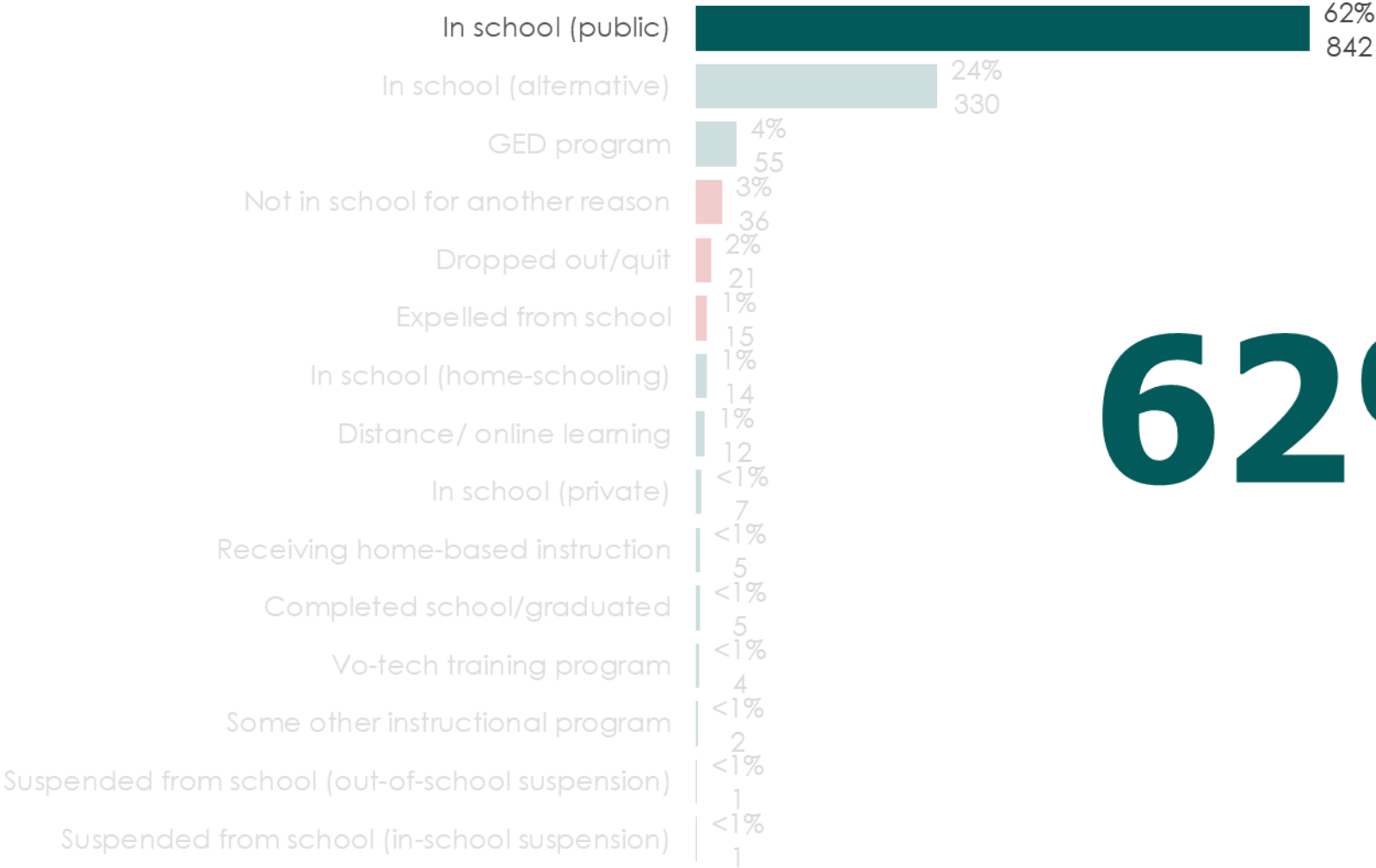
## Over 94% of program participants were enrolled in or had completed some type of educational programming while in grant-funded services.

July 2018 – June 2019



Over 94% of program participants were enrolled in or had completed some type of educational programming while in grant-funded services.

July 2018 – June 2019

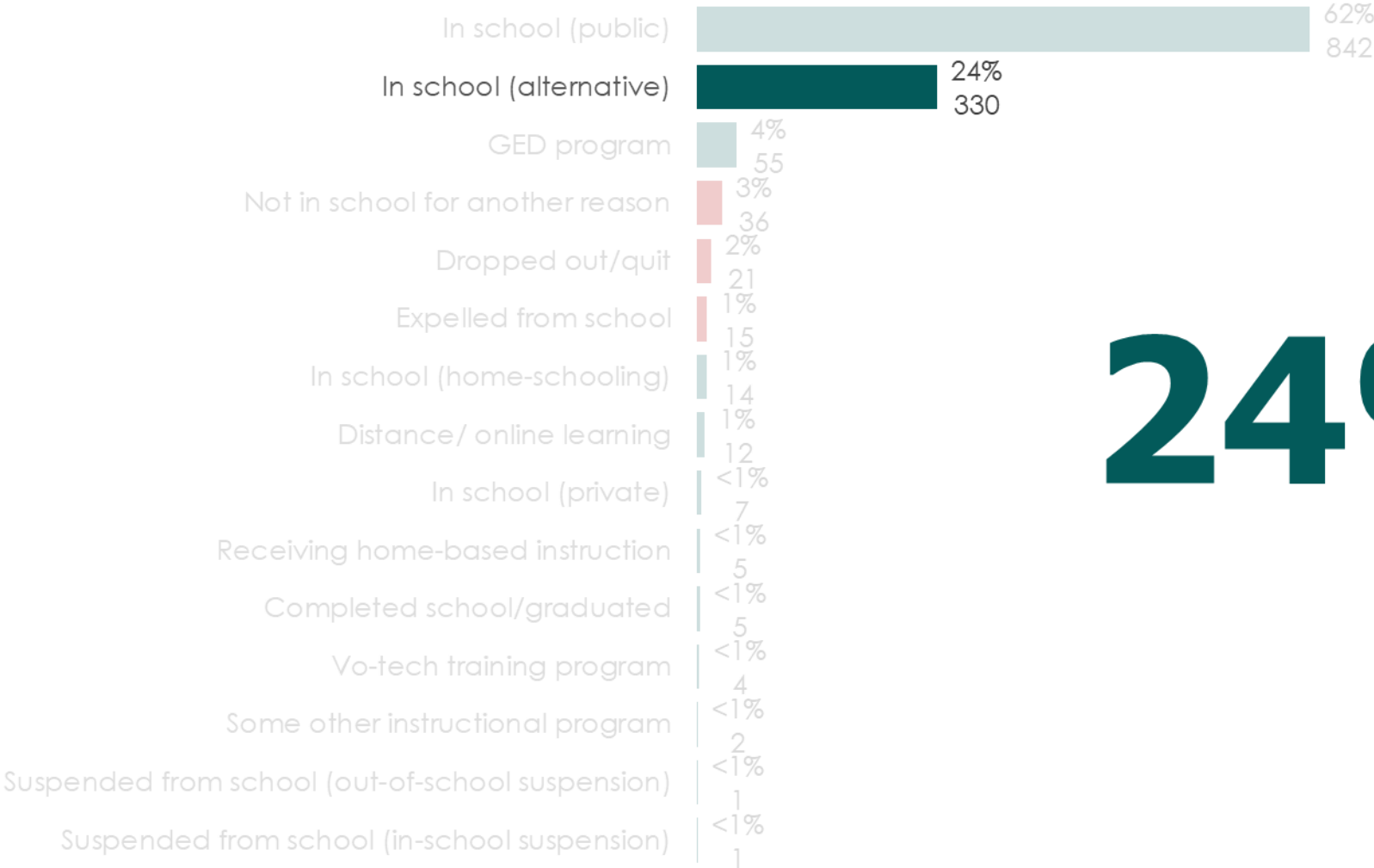


62%



Over 94% of program participants were enrolled in or had completed some type of educational programming while in grant-funded services.

July 2018 – June 2019



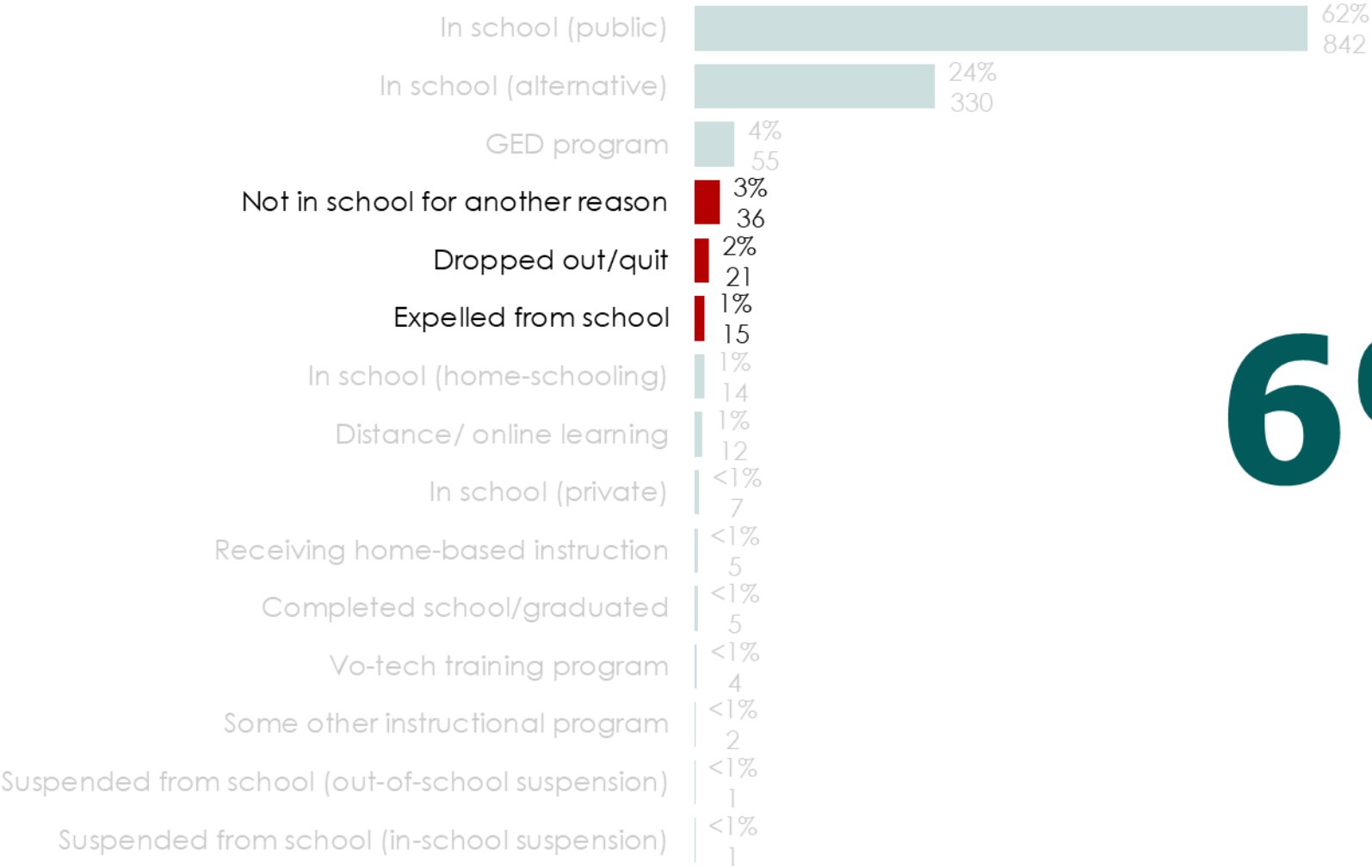
24%





Over 94% of program participants were enrolled in or had completed some type of educational programming while in grant-funded services.

July 2018 – June 2019

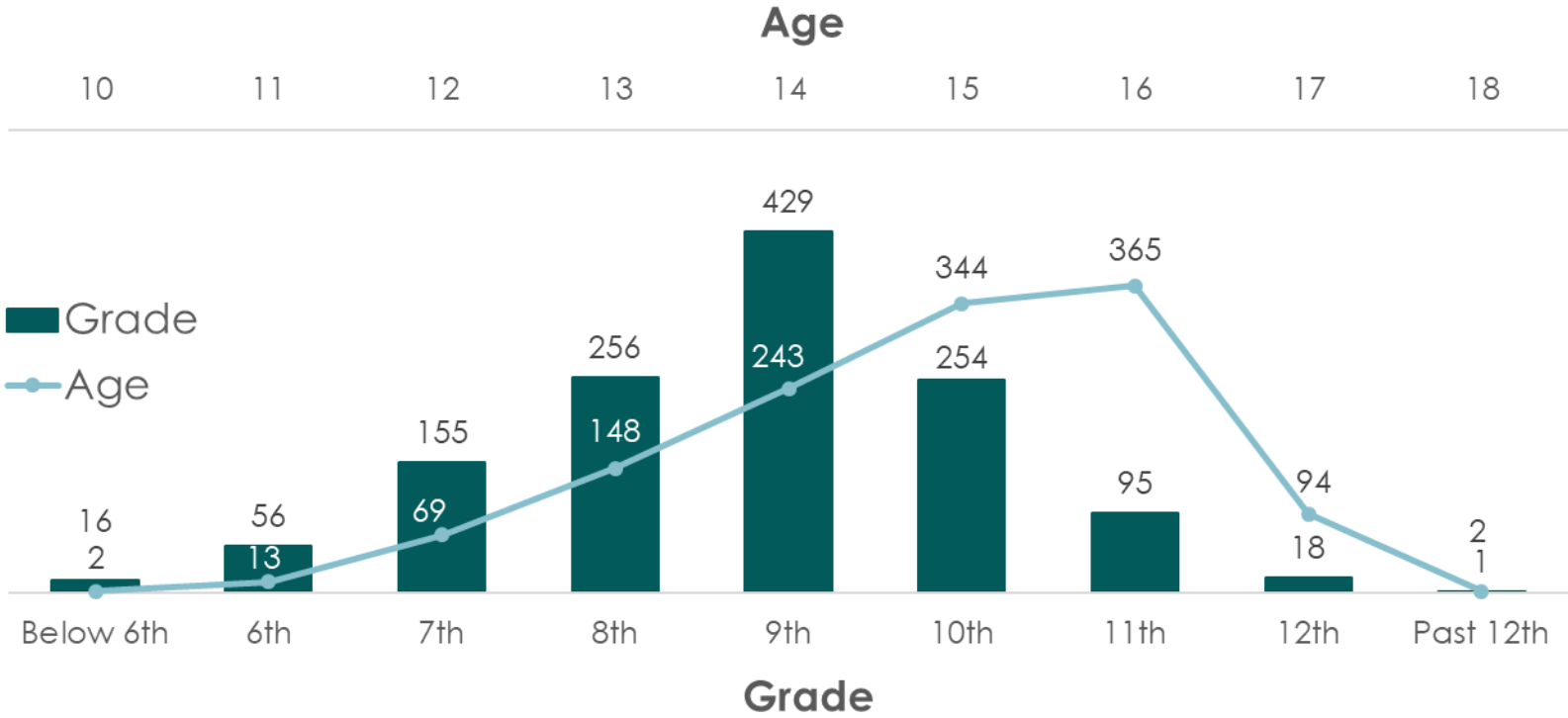


6%



The majority of youth enrolled in grant programs were between ages 14 and 16, and most were enrolled in 8<sup>th</sup> through 10<sup>th</sup> grade.

July 2018–June 2019

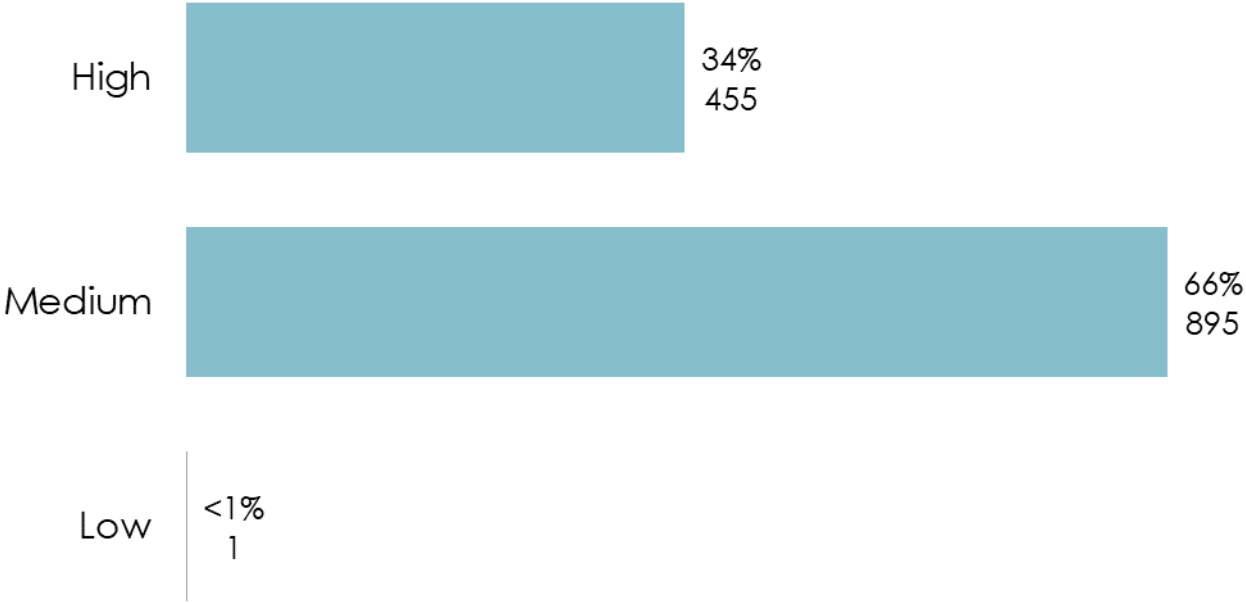


# **PRE-DISPOSITION RISK ASSESSMENT**



**All but one youth served during this period scored medium- or high-risk on the Pre-Disposition Risk Assessment (PDRA).**

July 2018 – June 2019

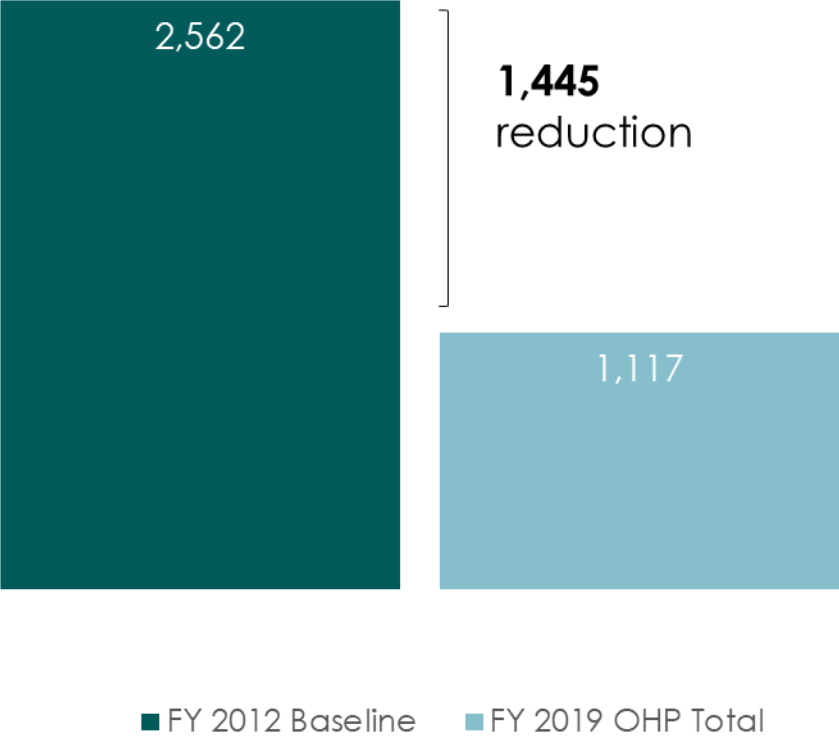


# OUT-OF-HOME PLACEMENTS



Grant-wide, there were 1,445 fewer out-of-home placements in FY 2019 compared to the FY 2012 baseline year.

October 2013–June 2019



## There have been six consecutive years of grant-wide reductions in the annual out-of-home placements compared to the baseline.

October 2013–June 2019

	FY 2014	FY 2015	FY 2016	FY 2017	FY 2018	FY 2019
FY 2012 Baseline – Total Out-of-Home Placements	2,603	2,664	2,616	2,513	2,552	2,562
Reduction Target of Out-of-Home Placements	<b>15%</b>	<b>20%</b>	<b>20%</b>	<b>20%</b>	<b>20%</b>	<b>20%</b>
Percent Reduction Achieved	<b>62%</b>	<b>54%</b>	<b>53%</b>	<b>56%</b>	<b>57%</b>	<b>56%</b>
Total Out-of-Home Placements	989	1,227	1,238	1,099	1,109	1,117
Implementation Period	9 months	12 months	12 months	12 months	12 months	12 months
Number of Grantee Courts	29 courts	29 courts	28 courts	25 courts	26 courts	26 courts
Number of Counties Served	49 counties	51 counties	48 counties	34 counties	37 counties	37 counties
Number of Youth Served	1,122	1,666	1,723	1,465	1,390	1,350



# Summary

- FY 2019 participant numbers similar to FY 2018
- Grant-wide EBP completion rate up slightly
- Participant population consistent with OHP population
- Most participants in educational programs
- Sixth consecutive year of OHP reductions





# For Questions or Support Requests

## Evaluation Team HelpDesk

[evalhelp@uga.edu](mailto:evalhelp@uga.edu)



## Direct

[jsewell@uga.edu](mailto:jsewell@uga.edu)





# Chat Box Questions



# Using data to reevaluate Evidence-Based Programs

# Data points to be requested for FY21

## Georgia Juvenile Justice Data Clearinghouse

- New instances of secure detention
- New instances of confinement
- Cases resulting in commitment to DJJ
- At-risk population

## JDEX

- Adjudicated Offense
- PDRA Scores
- Race/Ethnicity
- Gender
- Age

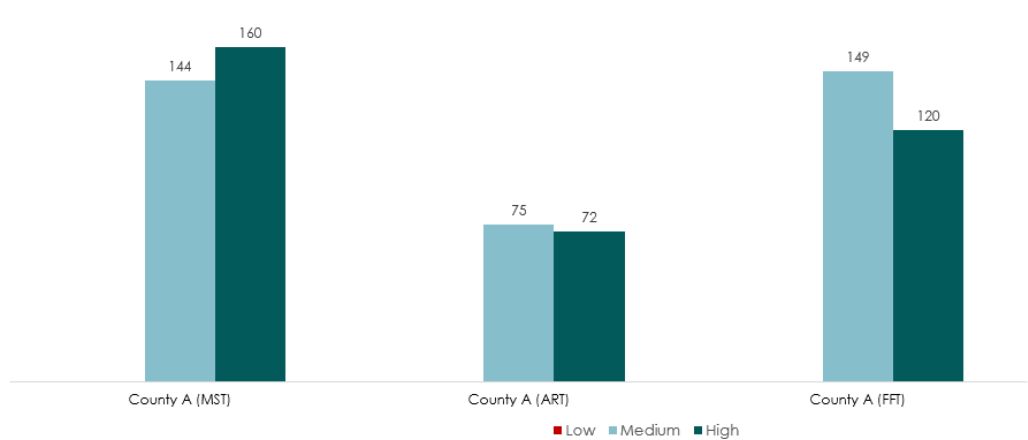
## CVIOG

- Average days in programming with PDRA score breakdown

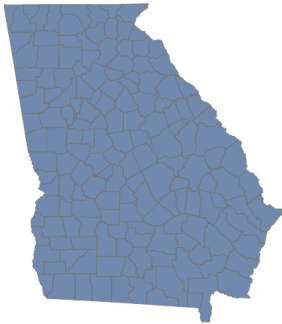
Average Days In Programming, by Grantee by EBP by PDRA Category, FY 2019.

Grantee	EBP	Grantee (EBP)	Low	Medium	High
County A	MST	County A (MST)		144	160
County A	ART	County A (ART)		75	72
County A	FFT	County A (FFT)		149	120

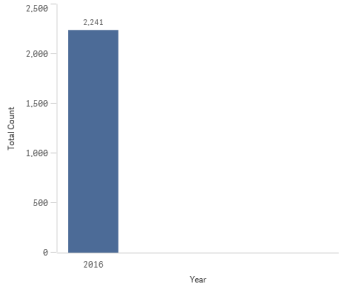
Average Days in Programming by Grantee by EBP by PDRA Type for Successful Completions, FY 2019.



Select County / Counties



Total Felony Commitments and STP Admissions



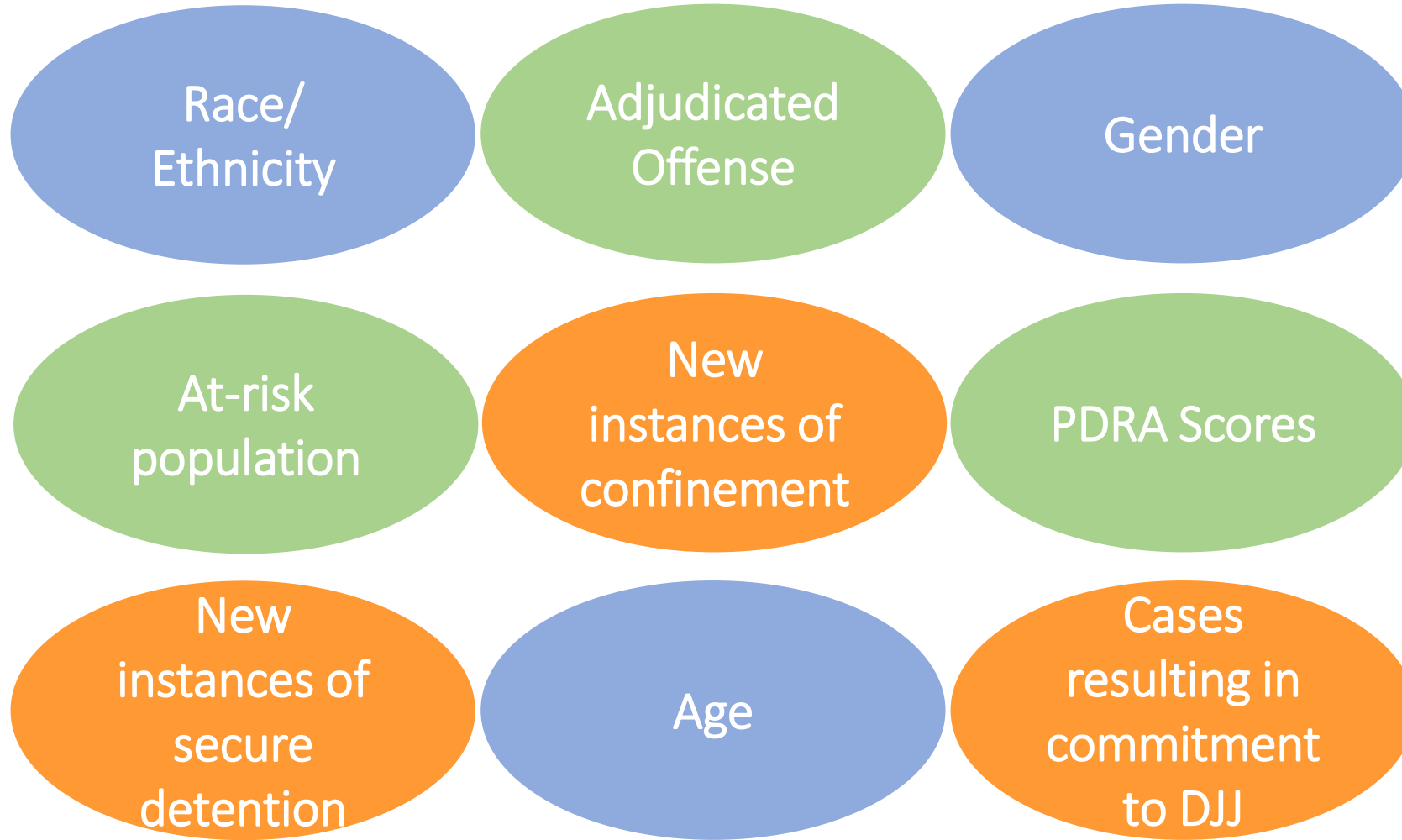
\*\*Reference line indicates the 20% reduction of 2012 numbers. \*\*\* Excluded out-of-state data.

JJIG Target Goals

JJIG Target Goals	Values		
	Amount	Minimum Reduction*	Current Year JJIG Goal
Total Felony Commitments + STP Admissions	3,775	-75%	3,020
Felony Commitment (2012)	1,171	-23%	937
STP Admission (2012)	2,604	-52%	2,083

RID	ADJUDICATED OFFENSE	PDRA SCORE	AGE	GENDER	RACE/ ETHNICITY
2451900J450O256	ROBBERY	6	16	M	BLACK
2451929T640S526	15-11-2(12)(A)(iii) - Aggravated Assault - Deadly Weapon or Object & Injury	6	16	M	BLACK
2451929T640S526	DISORDERLY CONDUCT	6	16	M	BLACK
2451939K430P622	BURGLARY - 1ST DEGREE	3	15	M	BLACK
2451939K430P622	BURGLARY - 1ST DEGREE	9	15	M	BLACK
2451939W430P622	BURGLARY - 1ST DEGREE	2	15	M	BLACK
2451949M600S530	15-11-2(12)(A)(iii) - Aggravated Assault - Deadly Weapon or Object & Injury	6	16	M	WHITE
2451949M600S530	AGGRAVATED ASSAULT	6	16	M	WHITE
2451949M600S530	ROBBERY	6	13	M	WHITE
2451984A535M450	15-11-2(12)(A)(iii) - Aggravated Assault - Deadly Weapon or Object & Injury	7	16	M	BLACK
2451984A535M450	AGGRAVATED ASSAULT	7	16	M	BLACK
2451984A535M450	AGGRAVATED BATTERY	7	16	M	BLACK
2451986T350G635	ROBBERY	11	15	M	WHITE
2452038T615M530	BURGLARY - 1ST DEGREE	6	15	M	WHITE
2452038T615M530	DISORDERLY CONDUCT	6	15	M	WHITE
2452049M640H630	15-11-2(13)(F) - Robbery	2	14	M	BLACK
2452049M640H630	ROBBERY	2	14	M	BLACK
2452049M640H630	SIMPLE BATTERY	2	14	M	BLACK
2452071A535T653	BURGLARY - 1ST DEGREE	10	16	M	WHITE
2452132M620O416	AGGRAVATED ASSAULT	8	15	M	HISPANIC
2452173D620B632	SIMPLE BATTERY AGAINST POLICE OFFICER/LE DOG/CORRECTIONS OR DETENTION OFFICER	12	14	M	WHITE
2452194D620J520	AGGRAVATED BATTERY	7	15	M	BLACK
2452250A200T100	15-11-2(12)(A)(iii) - Aggravated Assault - Deadly Weapon or Object & Injury	3	16	M	BLACK
2452250A200T100	15-11-2(12)(A)(iii) - Aggravated Assault - Deadly Weapon or Object & Injury	3	16	M	BLACK
2452250A200T100	ARMED ROBBERY	3	16	M	BLACK
2452253D562S362	SIMPLE BATTERY - FAMILY VIOLENCE	3	13	F	WHITE
2452266J260C160	BURGLARY - 1ST DEGREE	12	14	M	HISPANIC
2452296I220G652	ROBBERY	9	15	M	BLACK
2452300T250R500	AGGRAVATED ASSAULT AGAINST LAW ENFORCEMENT OFFICER WHEN ENGAGED ON OFFICIAL DUTY	7	15	M	BLACK
2452300T250R500	BATTERY ON SCHOOL TEACHER OR OTHER SCHOOL PERSONNEL	9	15	F	BLACK
2452300T250R500	BATTERY-FAMILY VIOLENCE-SUBSEQUENT CONVICTION OR PRIOR FORCIBLE FELONY CONVICTION	9	15	F	BLACK
2452300T250R500	TERRORISTIC THREATS AND ACTS	9	15	F	BLACK
2452300T250R500	DISRUPTING PUBLIC SCHOOL	9	15	F	BLACK
2452300T250R500	SIMPLE BATTERY - FAMILY VIOLENCE	9	15	F	BLACK
2452300T250R500	SIMPLE BATTERY AGAINST PUBLIC SCHOOL SYSTEM EMPLOYEE	9	15	F	BLACK
2452321D253H630	ROBBERY	10	16	F	WHITE
2452339J500G514	15-11-2(12)(B) - Aggravated Battery	9	16	M	WHITE
2452339J500G514	AGGRAVATED BATTERY	9	14	M	WHITE
2452343W450W42	BURGLARY - 2ND DEGREE	7	15	M	HISPANIC
2452343W450W42	15-11-2(12)(A)(iii) - Aggravated Assault - Deadly Weapon or Object & Injury	7	15	M	HISPANIC
2452343W450W42	ARMED ROBBERY	7	15	M	HISPANIC
2452343W450W42	BURGLARY - 2ND DEGREE	7	15	M	HISPANIC
2452366D531C100	BATTERY-FAMILY VIOLENCE-SUBSEQUENT CONVICTION OR PRIOR FORCIBLE FELONY CONVICTION	10	13	M	BLACK
2452366D531C100	BATTERY	10	13	M	BLACK
2452385J530M200	15-11-2(12)(A)(iii) - Aggravated Assault - Deadly Weapon or Object & Injury	7	16	M	BLACK
2452385J530M200	AGGRAVATED ASSAULT	7	16	M	BLACK
2452393J500N655	AFFRAY (FIGHTING)	5	14	F	WHITE
2452393J500N655	AFFRAY (FIGHTING)	5	14	F	WHITE
2452394D260H400	SIMPLE ASSAULT - FAMILY VIOLENCE	6	16	M	BLACK
2452408J526K534	AGGRAVATED BATTERY	14	15	M	BLACK
2452408J526K534	AGGRAVATED BATTERY	14	15	M	BLACK
2452409C623P230	15-11-2(12)(A)(iii) - Aggravated Assault - Deadly Weapon or Object & Injury	11	16	M	BLACK
2452409C623P230	ROBBERY	11	16	M	BLACK
2452409C623P230	AGGRAVATED ASSAULT	11	16	M	BLACK
2452409C623P230	BATTERY-FAMILY VIOLENCE-SUBSEQUENT CONVICTION OR PRIOR FORCIBLE FELONY CONVICTION	11	16	M	BLACK
2452409C623P230	BATTERY	11	16	M	BLACK
2452417J150H400	15-11-2(12)(A)(iii) - Aggravated Assault - Deadly Weapon or Object & Injury	12	16	M	WHITE
2452417J150H400	AGGRAVATED ASSAULT	12	16	M	WHITE
2452445R163T200	SIMPLE ASSAULT - FAMILY VIOLENCE	10	16	M	BLACK
2452471D553K534	ROBBERY	5	15	M	BLACK
2452471D553K534	ROBBERY	5	15	M	BLACK
2452471D553K534	SIMPLE BATTERY	5	15	M	BLACK
2452471D553K534	BURGLARY - 1ST DEGREE	8	15	M	BLACK
2452471D553K534	ROBBERY	8	15	M	BLACK

# What does the data tell me?



Target Population

Gender

Age

Race/  
Ethnicity

Risk & Protective Factors

At-risk  
population

Adjudicated  
Offense

PDRA Scores

Current Data Points

New  
instances of  
secure  
detention

New  
instances of  
confinement

Cases  
resulting in  
commitment  
to DJJ

# Target Population

Evidence-Based Program	Gender	Age	Race/Ethnicity
Aggression Replacement Training	Male and Female	11-17 years old	Black, American Indians/Alaska Native, Asian/Pacific Islander, Hispanic, White
Thinking for a Change	Male and Female	11-17 years old	Black, Hispanic, White, Other
Multisystemic Therapy	Male and Female	12-17 years old	Black, Hispanic, White, Other
Functional Family Therapy	Male and Female	11-18 years old	Black, American Indians/Alaska Native, Asian/Pacific Islander, Hispanic, White
Botvin LifeSkills Training	Male and Female	11-17 years old	Black, Hispanic, White, Other
Brief Strategic Family Therapy	Male and Female	6-17 years old	Black, American Indians/Alaska Native, Asian/Pacific Islander, Hispanic, White
Multidimensional Family Therapy	Male and Female	9-26 years old	Black, Hispanic, White, Other
Strengthening Families Program	Male and Female	3-17 years old	Black, Hispanic, White, Other
Seven Challenges	Male and Female	13-25 years old	Black, American Indians/Alaska Native, Asian/Pacific Islander, Hispanic, White



# Risk and Protective Factors

T4C Targeted Risk Factors	T4C Targeted Protective Factors
Impulsive Behavior	Social Skills
Sensation Seeking Behavior	Interpersonal communication skills
Poor interpersonal communication skills	Pro-social thought patterns
Antisocial thought patterns	Pro-social behavior patterns
Antisocial behavior patterns	Pro-social attitudes and belief patterns
Antisocial attitudes and beliefs patterns	Interaction with pro-social peers
Poor problem solving skills	Emotional awareness and understanding
Poor social skills	Problem solving skills
Lack of individual accountability	

ART Targeted Risk Factors	ART Targeted Protective Factors
Aggressive Behavior	Social Skills
Impulsive Behavior	Emotional awareness and understanding
Violent Behavior	Emotional regulation
Poor problem solving skills	Pro-social behavior
Poor social skills	Problem Solving
Persistent antisocial behavior	Identify triggers and cues of anger
Favorable attitudes towards antisocial behavior	Use reminders and reducers
Skill Deficit	Ability to take multiple points of view

# Risk and Protective Factors

FFT Targeted Risk Factors	FFT Targeted Protective Factors	MST Targeted Risk Factors	MST Targeted Protective Factors
High Family Conflict	Family attachment	Association with antisocial or substance using peers	Association with pro-social peers
Negative and blaming communication	Positive parenting	Poor peer relationships	Engagement in pro-social activities in school and community
Poor family management	Supportive communication patterns	Peer rejection	Positive family relationships and supportive family environment
Hopelessness	Positive peer relationships	Poor affective relationships between youth and family	Marital harmony
Rebelliousness	Positive school-family relationships	Harsh, inconsistent, or lax discipline	Natural support network
Depressive Symptoms	Therapeutic alliance	Lack of supervision	Commitment to schooling
Interaction with antisocial Peers	Therapist and program credibility	Low social support for family	Conventional attitudes
Poor peer relationships		Behavior problems at school	Problem solving skills
Low commitment to school		Availability of weapons and drugs	

# Current Data Points

## Georgia Juvenile Justice Data Clearinghouse

New Instances of Secure Detention

Measured by instances of contiguous periods of time spent in the RYDC. New means the instance started during reporting period.

New instances of Confinement

Measured by the total number of youth placed in the YDC or STP.

Cases resulting in commitment to DJJ

Measured by the petitioned cases where, among all charges in the case, the most serious outcome is a commitment to DJJ.

2452250A200T100	ARMED ROBBERY	3	16	M	BLACK
2452253D562S362	SIMPLE BATTERY - FAMILY VIOLENCE	3	13	F	WHITE
2452266J260C160	BURGLARY - 1ST DEGREE	12	14	M	HISPANIC
2452296I220G652	ROBBERY	9	15	M	BLACK
2452300T250R500	AGGRAVATED ASSAULT AGAINST LAW ENFORCEMENT OFFICER WHEN ENGAGED ON OFFICIAL DUTY	7	15	M	BLACK
2452300T250R500	BATTERY ON SCHOOL TEACHER OR OTHER SCHOOL PERSONNEL	9	15	F	BLACK
2452300T250R500	BATTERY-FAMILY VIOLENCE-SUBSEQUENT CONVICTION OR PRIOR FORCIBLE FELONY CONVICTION	9	15	F	BLACK
2452300T250R500	TERRORISTIC THREATS AND ACTS	9	15	F	BLACK
2452300T250R500	DISRUPTING PUBLIC SCHOOL	9	15	F	BLACK
2452300T250R500	SIMPLE BATTERY - FAMILY VIOLENCE	9	15	F	BLACK
2452300T250R500	SIMPLE BATTERY AGAINST PUBLIC SCHOOL SYSTEM EMPLOYEE	9	15	F	BLACK
2452321D253H630	ROBBERY	10	16	F	WHITE
2452339J500G514	15-11-2(12)(B) - Aggravated Battery	9	16	M	WHITE
2452339J500G514	AGGRAVATED BATTERY	9	14	M	WHITE
2452343W450W420	BURGLARY - 2ND DEGREE	7	15	M	HISPANIC
2452343W450W420	15-11-2(12)(A)(iii) - Aggravated Assault - Deadly Weapon or Object & Injury	7	15	M	HISPANIC
2452343W450W420	ARMED ROBBERY	7	15	M	HISPANIC
2452343W450W420	BURGLARY - 2ND DEGREE	7	15	M	HISPANIC
2452366D531C100	BATTERY-FAMILY VIOLENCE-SUBSEQUENT CONVICTION OR PRIOR FORCIBLE FELONY CONVICTION	10	13	M	BLACK
2452366D531C100	BATTERY	10	13	M	BLACK
2452385J530M200	15-11-2(12)(A)(iii) - Aggravated Assault - Deadly Weapon or Object & Injury	7	16	M	BLACK
2452385J530M200	AGGRAVATED ASSAULT	7	15	M	BLACK
2452393J500N655	AFFRAY (FIGHTING)	5	14	F	WHITE
2452393J500N655	AFFRAY (FIGHTING)	5	14	F	WHITE
2452394D260H400	SIMPLE ASSAULT - FAMILY VIOLENCE	6	16	M	BLACK
2452408J526K534	AGGRAVATED BATTERY	14	15	M	BLACK
2452408J526K534	AGGRAVATED BATTERY	14	15	M	BLACK
2452409C623P230	15-11-2(12)(A)(iii) - Aggravated Assault - Deadly Weapon or Object & Injury	11	16	M	BLACK
2452409C623P230	ROBBERY	11	16	M	BLACK
2452409C623P230	AGGRAVATED ASSAULT	11	16	M	BLACK

Ben Real County

RID	ADJUDICATED OFFENSE	PDRA SCORE	AGE	GENDER	RACE/ ETHNICITY
2451900J450O256	ROBBERY	6	16	M	BLACK
2451929T640S526	15-11-2(12)(A)(iii) - Aggravated Assault - Deadly Weapon or Object & Injury	6	16	M	BLACK
2451929T640S526	DISORDERLY CONDUCT	6	16	M	BLACK
2451939K430P622	BURGLARY - 1ST DEGREE	3	15	M	BLACK
2451939K430P622	BURGLARY - 1ST DEGREE	9	15	M	BLACK
2451939W430P622	BURGLARY - 1ST DEGREE	2	15	M	BLACK
2451949M600S530	15-11-2(12)(A)(iii) - Aggravated Assault - Deadly Weapon or Object & Injury	6	16	M	WHITE
2451949M600S530	AGGRAVATED ASSAULT	6	16	M	WHITE
2451949M600S530	ROBBERY	6	13	M	WHITE
2451984A535M450	15-11-2(12)(A)(iii) - Aggravated Assault - Deadly Weapon or Object & Injury	7	16	M	BLACK
2451984A535M450	AGGRAVATED ASSAULT	7	16	M	BLACK
2451984A535M450	AGGRAVATED BATTERY	7	16	M	BLACK
2451986T350G635	ROBBERY	11	15	M	WHITE
2452038T615M530	BURGLARY - 1ST DEGREE	6	15	M	WHITE
2452038T615M530	DISORDERLY CONDUCT	6	15	M	WHITE
2452049M640H630	15-11-2(13)(F) - Robbery	2	14	M	BLACK
2452049M640H630	ROBBERY	2	14	M	BLACK
2452049M640H630	SIMPLE BATTERY	2	14	M	BLACK
2452071A535T653	BURGLARY - 1ST DEGREE	10	16	M	WHITE
2452132M620O416	AGGRAVATED ASSAULT	8	15	M	HISPANIC
2452173D620B632	SIMPLE BATTERY AGAINST POLICE OFFICER/LE DOG/CORRECTIONS OR DETENTION OFFICER	12	14	M	WHITE
2452194D620J520	AGGRAVATED BATTERY	7	15	M	BLACK
2452250A200T100	15-11-2(12)(A)(iii) - Aggravated Assault - Deadly Weapon or Object & Injury	3	16	M	BLACK
2452250A200T100	15-11-2(12)(A)(iii) - Aggravated Assault - Deadly Weapon or Object & Injury	3	16	M	BLACK
2452250A200T100	ARMED ROBBERY	3	16	M	BLACK
2452253D562S362	SIMPLE BATTERY - FAMILY VIOLENCE	3	13	F	WHITE
2452266J260C160	BURGLARY - 1ST DEGREE	12	14	M	HISPANIC
2452296I220G652	ROBBERY	9	15	M	BLACK
2452300T250R500	AGGRAVATED ASSAULT AGAINST LAW ENFORCEMENT OFFICER WHEN ENGAGED ON OFFICIAL DUTY	7	15	M	BLACK
2452300T250R500	BATTERY ON SCHOOL TEACHER OR OTHER SCHOOL PERSONNEL	9	15	F	BLACK
2452300T250R500	BATTERY-FAMILY VIOLENCE-SUBSEQUENT CONVICTION OR PRIOR FORCIBLE FELONY CONVICTION	9	15	F	BLACK
2452300T250R500	TERRORISTIC THREATS AND ACTS	9	15	F	BLACK
2452300T250R500	DISRUPTING PUBLIC SCHOOL	9	15	F	BLACK
2452300T250R500	SIMPLE BATTERY - FAMILY VIOLENCE	9	15	F	BLACK
2452300T250R500	SIMPLE BATTERY AGAINST PUBLIC SCHOOL SYSTEM EMPLOYEE	9	15	F	BLACK
2452321D253H630	ROBBERY	10	16	F	WHITE
2452339J500G514	15-11-2(12)(B) - Aggravated Battery	9	16	M	WHITE
2452339J500G514	AGGRAVATED BATTERY	9	14	M	WHITE
2452343W450W42	BURGLARY - 2ND DEGREE	7	15	M	HISPANIC
2452343W450W42	15-11-2(12)(A)(iii) - Aggravated Assault - Deadly Weapon or Object & Injury	7	15	M	HISPANIC
2452343W450W42	ARMED ROBBERY	7	15	M	HISPANIC
2452343W450W42	BURGLARY - 2ND DEGREE	7	15	M	HISPANIC
2452366D531C100	BATTERY-FAMILY VIOLENCE-SUBSEQUENT CONVICTION OR PRIOR FORCIBLE FELONY CONVICTION	10	13	M	BLACK
2452366D531C100	BATTERY	10	13	M	BLACK
2452385J530M200	15-11-2(12)(A)(iii) - Aggravated Assault - Deadly Weapon or Object & Injury	7	16	M	BLACK
2452385J530M200	AGGRAVATED ASSAULT	7	16	M	BLACK
2452393J500N655	AFFRAY (FIGHTING)	5	14	F	WHITE
2452393J500N655	AFFRAY (FIGHTING)	5	14	F	WHITE
2452394D260H400	SIMPLE ASSAULT - FAMILY VIOLENCE	6	16	M	BLACK
2452408J526K534	AGGRAVATED BATTERY	14	15	M	BLACK
2452408J526K534	AGGRAVATED BATTERY	14	15	M	BLACK
2452409C623P230	15-11-2(12)(A)(iii) - Aggravated Assault - Deadly Weapon or Object & Injury	11	16	M	BLACK
2452409C623P230	ROBBERY	11	16	M	BLACK
2452409C623P230	AGGRAVATED ASSAULT	11	16	M	BLACK
2452409C623P230	BATTERY-FAMILY VIOLENCE-SUBSEQUENT CONVICTION OR PRIOR FORCIBLE FELONY CONVICTION	11	16	M	BLACK
2452409C623P230	BATTERY	11	16	M	BLACK
2452417J150H400	15-11-2(12)(A)(iii) - Aggravated Assault - Deadly Weapon or Object & Injury	12	16	M	WHITE
2452417J150H400	AGGRAVATED ASSAULT	12	16	M	WHITE
2452445R163T200	SIMPLE ASSAULT - FAMILY VIOLENCE	10	16	M	BLACK
2452471D553K534	ROBBERY	5	15	M	BLACK
2452471D553K534	ROBBERY	5	15	M	BLACK
2452471D553K534	SIMPLE BATTERY	5	15	M	BLACK
2452471D553K534	BURGLARY - 1ST DEGREE	8	15	M	BLACK
2452471D553K534	ROBBERY	8	15	M	BLACK

Risk/Protective  
Factors

Target  
Population

# Target Population

Gender	
Male	43
Female	8

Age	
12 year olds	2
13 year olds	3
14 year olds	8
15 year olds	15
16 year olds	23

Race/Ethnicity	
Black	27
White	16
Hispanic	7

EBP	Gender	Age	Race/Ethnicity
ART	Male and Female	11-17 years old	Black, Hispanic, White, Other
T4C	Male and Female	11-17 years old	Black, Hispanic, White, Other
MST	Male and Female	12-17 years old	Black, Hispanic, White, Other
FFT	Male and Female	11-18 years old	Black, Hispanic, White, Other
LifeSkills	Male and Female	11-17 years old	Black, Hispanic, White, Other
BSFT	Male and Female	6-17 years old	Black, Hispanic, White, Other
MDFT	Male and Female	9-26 years old	Black, Hispanic, White, Other
SFP	Male and Female	3-17 years old	Black, Hispanic, White, Other
7C	Male and Female	13-25 years old	Black, Hispanic, White, Other

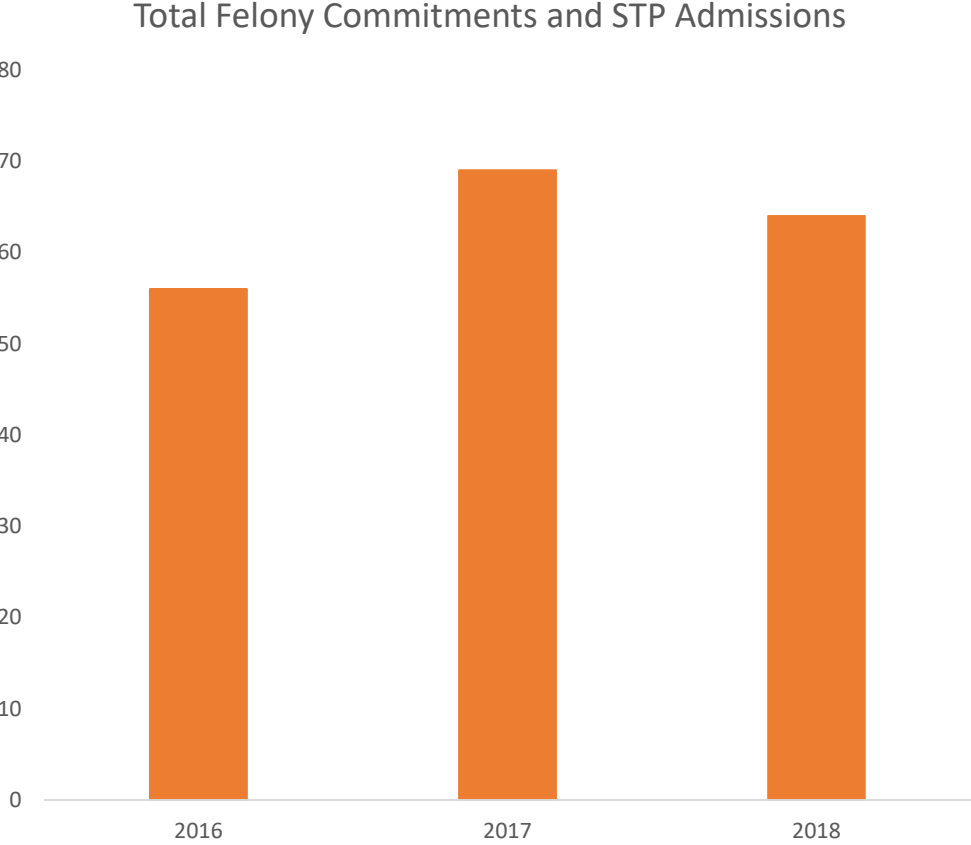
# Risk and Protective Factors

PDRA Scores	
Moderate	17
High	34

Adjudicated Offenses	
Aggravated Assault	22
Aggravated Battery	5
Simple Assault	7
Simple Battery	17
Terroristic Threats	8
Disorderly Conduct	8
Disrupting Public Schools	4
Affray	2
Robbery	9
Burglary	5



ART Targeted Risk Factors	ART Targeted Protective Factors
Aggressive Behavior	Social Skills
Impulsive Behavior	Emotional awareness and understanding
Violent Behavior	Emotional regulation
Poor problem solving skills	Pro-social behavior
Poor social skills	Problem Solving
Persistent antisocial behavior	Identify triggers and cues of anger
Favorable attitudes towards antisocial behavior	Use reminders and reducers
Skill Deficit	Ability to take multiple points of view

# Georgia Juvenile Justice Data Clearinghouse



Potential appropriate youth	
2016	56
2017	69
2018	64





Average days in programming  
with PDRA score breakdown

# Data is located across 5 tabs:


# TAB 1: Days in Programs, by GranteeEBP

Average Days in Programming by Grantee, EBP, and Exit Outcome, FY 2019.							Average Days in Programming by EBP and Exit Outcome, FY 2019.				
Grantee	EBP	Grantee (EBP)	Exits	Average Administrative Discharge	Average Dismissal/ Removal	Average Successful Completion	EBP	Exits	Average Administrative Discharge	Average Dismissal/ Removal	Average Successful Completion
Ben Real County	ART	Ben Real County (ART)	27	9	21	75	ART	123	30	38	72
Ben Real County	FFT	Ben Real County (FFT)	16	85	87	146	FFT	502	65	82	120
Ben Real County	MST	Ben Real County (MST)	31	46	74	142	MST	304	69	70	128

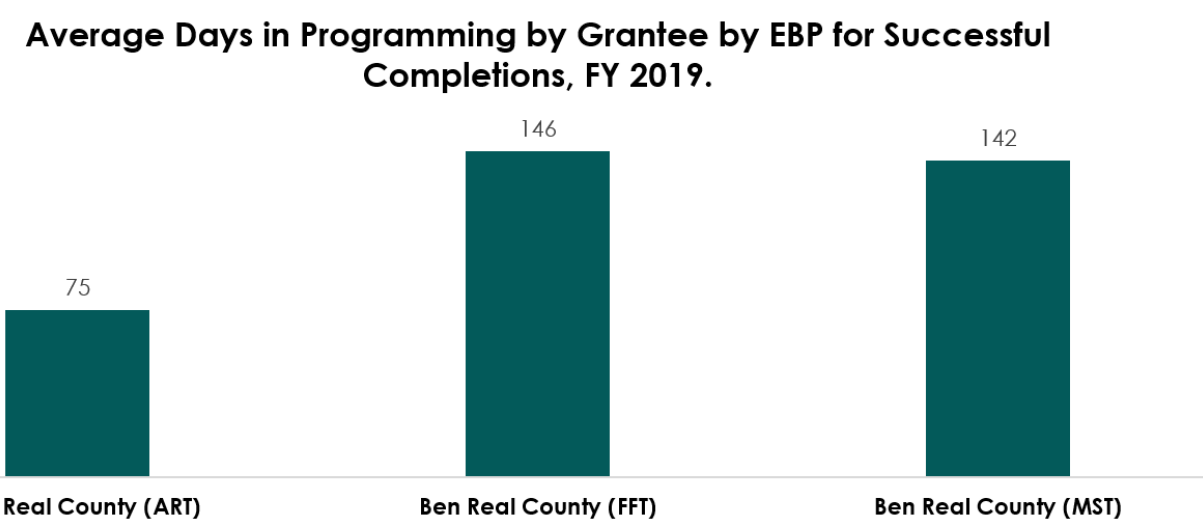
Average Days in Programming by Grantee by EBP for Successful Completions, FY 2019.

Grantee	EBP	Average Successful Completion
Ben Real County	ART	75
Ben Real County	FFT	146
Ben Real County	MST	142

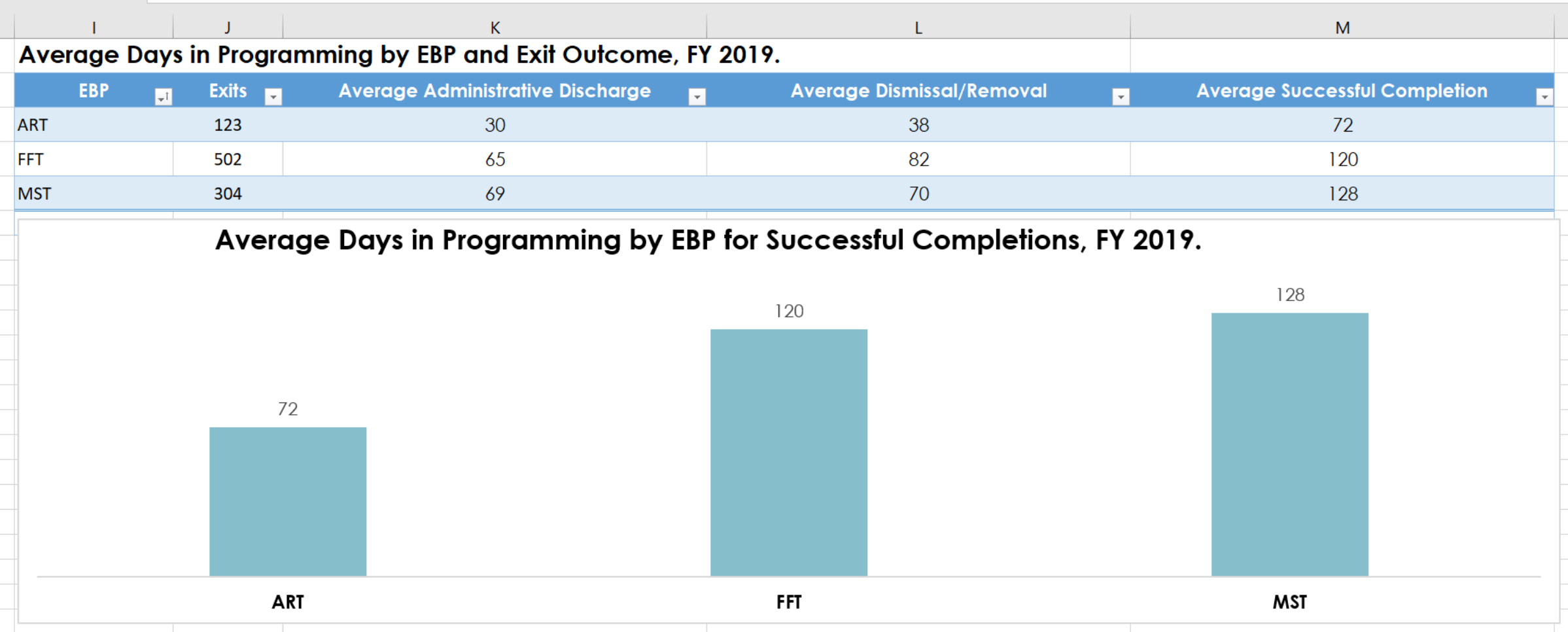
Average Days in Programming by EBP for Successful Completions, FY 2019.

EBP	Average Successful Completion
ART	72
FFT	120
MST	128

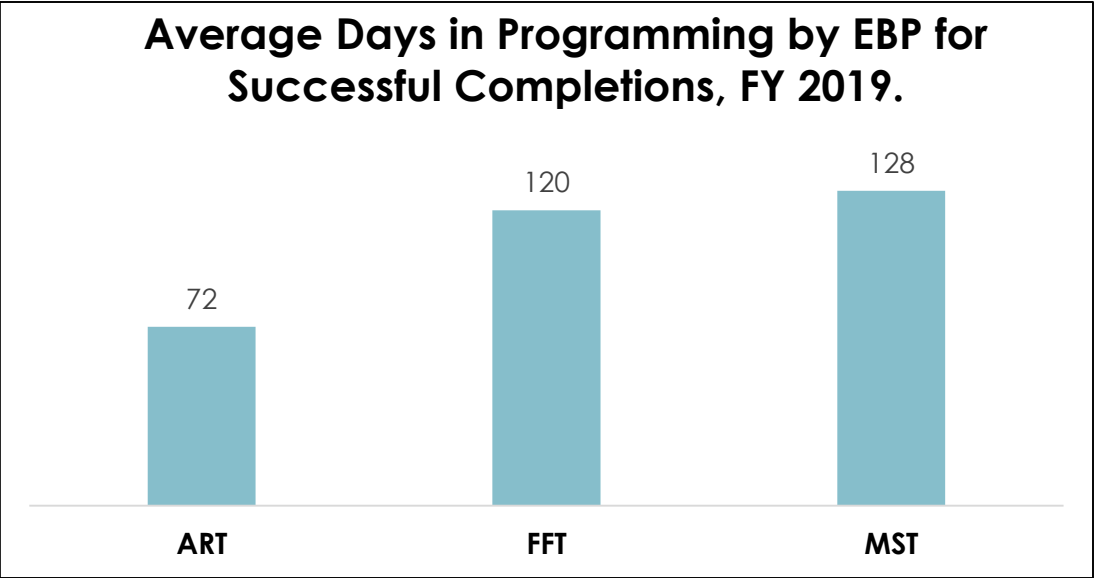
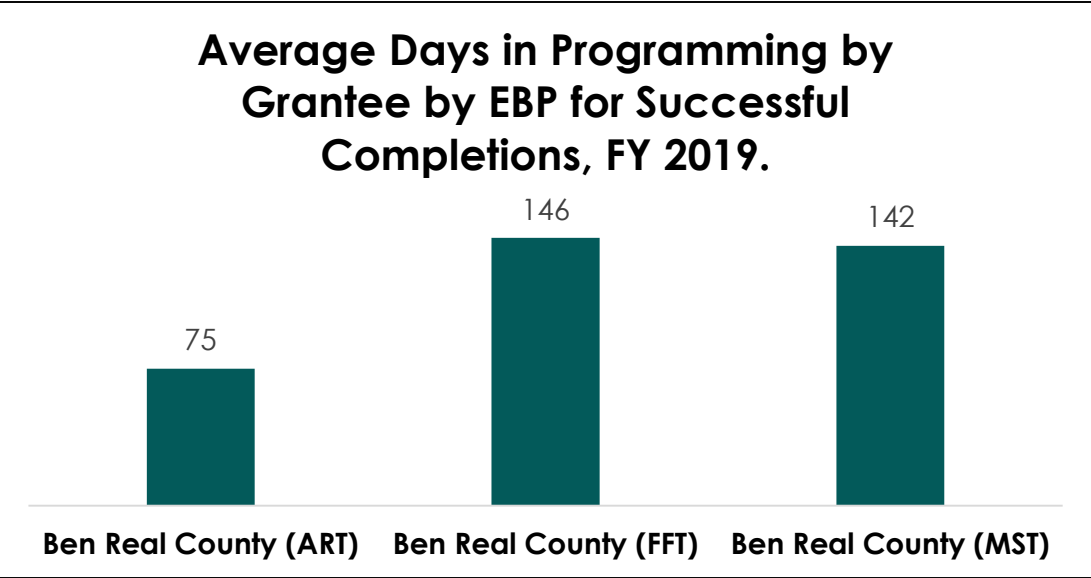
# TAB 1: Days in Programs, by GranteeEBP

	A	B	C	D	E	F	G
1	<b>Average Days in Programming by Grantee, EBP, and Exit Outcome, FY 2019.</b>						
2	<b>Grantee</b>	<b>EBP</b>	<b>Grantee (EBP)</b>	<b>Exits</b>	<b>Average Administrative Discharge</b>	<b>Average Dismissal/ Removal</b>	<b>Average Successful Completion</b>
3	Ben Real County	ART	Ben Real County (ART)	27	9	21	75
4	Ben Real County	FFT	Ben Real County (FFT)	16	85	87	146
5	Ben Real County	MST	Ben Real County (MST)	31	46	74	142
6	<b>Average Days in Programming by Grantee by EBP for Successful Completions, FY 2019.</b> 						
7							
8							
9							
10							
11							
12							
13							
14							
15							
16							
17							
18							
19							
20							
21							
22							
23							
24							
25							
26							
27							
28							

# TAB 1: *Days in Programs, by Grantee EBP*



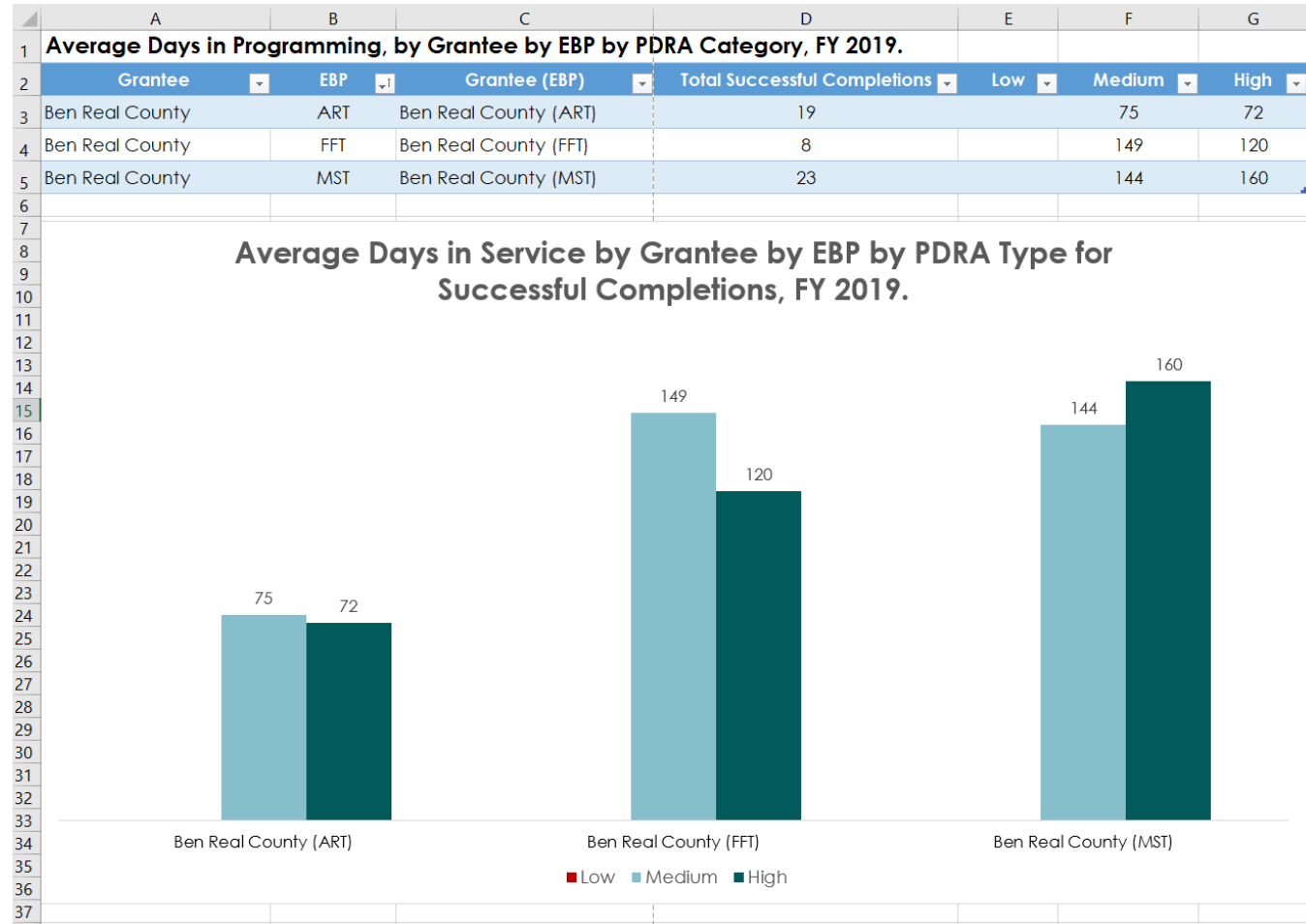
# TAB 1: *Days in Programs, by GranteeEBP*



# TAB 2: *Days in Programs, by PDRA Type*




	A	B	C	D	E	F	G	H
1	<b>Average Days in Programming, by EBP by PDRA Category, FY 2019.</b>							
2	<b>Grantee</b> ▼	<b>EBP</b> ▼	<b>Grantee (EBP)</b> ▼	<b>PDRA Score Desc</b> ▼	<b>Total Exits</b> ▼	<b>Administrative Discharge</b> ▼	<b>Dismissal/Removal</b> ▼	<b>Successful Completion</b> ▼
3	Ben Real County	ART	Ben Real County (ART)	High	5	9	16	72
4	Ben Real County	ART	Ben Real County (ART)	Medium	22	9	22	75
5	Ben Real County	FFT	Ben Real County (FFT)	High	7	93	70	120
6	Ben Real County	FFT	Ben Real County (FFT)	Medium	9	69	113	149
7	Ben Real County	MST	Ben Real County (MST)	High	19	46	77	160
8	Ben Real County	MST	Ben Real County (MST)	Medium	12		69	144
9								
10								
11								

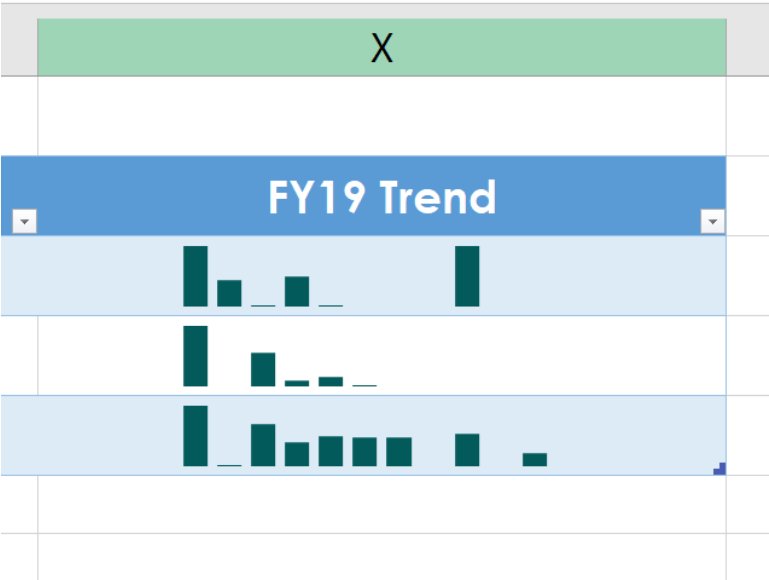
# TAB 3: *Days in Programs, by PDRA\_CHART*





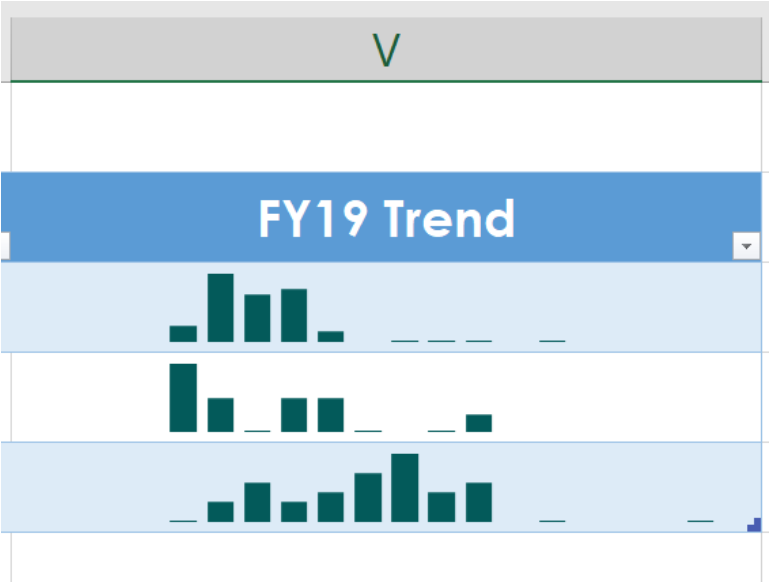
# TAB 4: Days in Programs, by PDRA Score

	A	B	C	D	E	F	G	H	I	J	K	L	M	N	O	P	Q	R	S	T	U	V	W	X	
1	Average Days in Programming for Successful Completions for Each PDRA Score, by Grantee by EBP, FY2019.																								
2	Grantee	EBP	AverageDays	Total Successful Completions	-2	-1	0	1	2	3	4	5	6	7	8	9	10	11	12	13	14	15	16	FY19 Trend	
3	Ben Real County	ART	75	19					86	74	65	76	65				86								
4	Ben Real County	FFT	146	8					158		149	139	140	137											
5	Ben Real County	MST	142	23					179	106	156	135	142	141	140		146		121						
6																									



# TAB 5: PDRA Score Trends, by Grantee

	A	B	C	D	E	F	G	H	I	J	K	L	M	N	O	P	Q	R	S	T	U	V
1	Total Number of Youth for Each PDRA Score by Court by EBP, FY2019.																					
2	Grantee	EBP	-2	-1	0	1	2	3	4	5	6	7	8	9	10	11	12	13	14	15	16	FY19 Trend
3	Ben Real County	ART					4	14	10	11	3		1	1	1		1					
4	Ben Real County	FFT					5	3	1	3	3	1		1	2							
5	Ben Real County	MST					1	3	5	3	4	6	8	4	5		1				1	
6																						





# Chat Box Questions



## BREAK – 5 minutes



## Policy and Procedure Manuals

- Each county should have a policy and procedure manual for their group-based program
- Share and discuss the manual with all programmatic staff
- Always update the manual when policies change or if policies are no longer utilized
- Ensure your program is following and implementing the policies in your manual

# CJCC | Program Requirements



## File Review

- Site Visits
- Maintaining Cohort Files
- Attendance Records
- Enrichment and Sanction Records



## Enrichment Policy

- Asking youth what motivates them before each cohort begins
- Group Success Tracking Chart
- County Incentive Examples
  - Group Incentive
  - Stickers
  - Grab Bag
  - Snack Packs
  - Bonus Points



## Annual Programmatic and Fiscal Site Visit Changes

- Interviews will be conducted separately
- Questions will be specific to who is being interviewed
- Quarterly county check-ins



# CJCC | Upcoming Trainings



## T4C Booster Training\*

- May 13<sup>th</sup> and 14<sup>th</sup> from 8:30am to 4:00pm at the State Bar Building
- Register at [https://cjcc.formstack.com/forms/fy20\\_t4c\\_booster\\_training](https://cjcc.formstack.com/forms/fy20_t4c_booster_training)

## ART Facilitator Training\*

- May 18<sup>th</sup> through May 22<sup>nd</sup> from 9:00am to 5:00pm at the State Bar Building
- Register at [https://cjcc.formstack.com/forms/may\\_2020\\_art\\_facilitator\\_training](https://cjcc.formstack.com/forms/may_2020_art_facilitator_training)

## Principles of Effective Intervention

- Register online for a PEI training at <https://cjcc.georgia.gov/workshopstrainings-0>

**\*In light of recent concerns around the spread of COVID-19, these trainings are tentatively scheduled. Registered participants will be notified accordingly if the status of the trainings change.**



# Chat Box Questions

# CJCC | Reporting Requirements



## SER's and SAR's Submissions

SER's and SAR's are no longer required to be submitted through the mail. They can now be submitted electronically.

- SER's and SAR's must be submitted to [justice@cjcc.ga.gov](mailto:justice@cjcc.ga.gov) if submitting via email. Please copy [haley.mckinney@cjcc.ga.gov](mailto:haley.mckinney@cjcc.ga.gov) to the email.

# CJCC | Reporting Requirements



## Fiscal Site Visits

There will be an updated checklist that will be provided for the FY21 site visits.

## Checklist Updates

- **Procurement Policies:** The procurement policy used for procurement of services for the JJIG must be highlighted for site visit documentation.
- **Procurement Documents:** All documents used for the procurement process must be provide unless exempted due to the procurement policy.
- **Youth Facilitator Policies:** All subgrantees and service providers must have in place a policy regarding appropriate adult/youth relationships
- **Background Checks**

# CJCC | Reporting Requirements



## Contracts

Services cannot begin without a signed contract.

## What should be in Contracts?

- Date that services begin and end.
- Rate (i.e. per cohort, per youth, per session).
- How many youth will be served.
- Expectation of the service provider/contract (i.e. background checks, training)

# CJCC | Reporting Requirements



## Reminders:

- \$25 for each youth for incentives and graduation gift. An additional \$9 can be used per youth for food and drink for graduation.
- Please submit SAR's for adjustments prior to submitting an SER.



## CJCC Updates

For CJCC Covid-19 updates, including Justice Recipients FAQ, visit:  
<https://cjcc.georgia.gov/covid-19-resources>

For access to the FY21 grant application and FAQ, visit:  
<https://cjcc.georgia.gov/grants/funding-opportunities/current-grant-opportunities>

For access to the FY21 webinar and questions, visit:  
<https://cjcc.georgia.gov/grants/grant-subject-areas/juvenile-justice/workshopstrainings>

# CJCC | Contact Information



## Juvenile Justice Unit

Stephanie Mikkelsen, Program Director  
[smikkelsen@cjcc.ga.gov](mailto:smikkelsen@cjcc.ga.gov)

Haley Dunn, Planner  
[haley.dunn@cjcc.ga.gov](mailto:haley.dunn@cjcc.ga.gov)

Chelsea Benson, Model Fidelity Coordinator  
[chelsea.benson@cjcc.ga.gov](mailto:chelsea.benson@cjcc.ga.gov)

Destiny Bernal, Model Fidelity Coordinator  
[destiny.bernal@cjcc.ga.gov](mailto:destiny.bernal@cjcc.ga.gov)

## State Partners

Carl Vinson Institute of Government  
[evalhelp@uga.edu](mailto:evalhelp@uga.edu)

Cathy Dravis, DJJ [CathyDravis@djj.state.ga.us](mailto:CathyDravis@djj.state.ga.us)





## Connect With Us!



Facebook

[facebook.com/gacjcc](https://facebook.com/gacjcc)



Twitter

[@gacjcc](https://twitter.com/gacjcc)



LinkedIn

Criminal Justice  
Coordinating Council



Instagram

[instagram.com/ga\\_cjcc](https://instagram.com/ga_cjcc)



[cjcc.georgia.gov](https://cjcc.georgia.gov)