



SCHOOL DISCIPLINE, INCARCERATION AND RACE

Presented by:

Theodore Carter, Jr.

Assistant Deputy Commissioner – Community Division

Georgia Department of Juvenile Justice

October 9, 2015





SCHOOL DISCIPLINE, INCARCERATION AND RACE

Presented by:

Theodore Carter, Jr.

Assistant Deputy Commissioner – Community Division

Georgia Department of Juvenile Justice

October 9, 2015

Disproportionate Minority Contact (DMC)

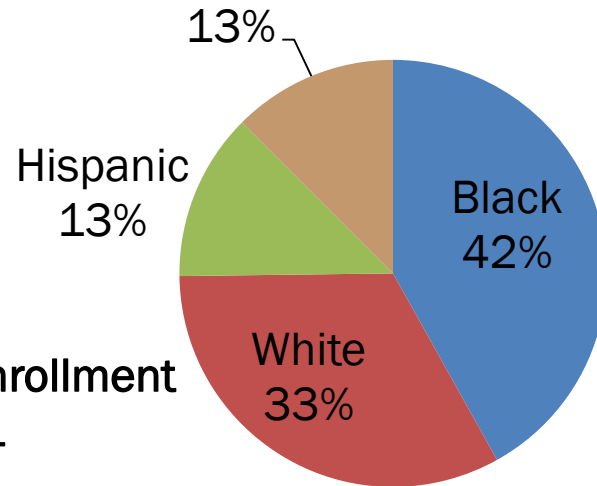
- Refers to the disproportionate number of minority youth who come into contact with the juvenile justice system.
- Youth of color are over-represented in the juvenile justice system.
 - In 2011, Black youth were 4.6 times more likely to be incarcerated than White youth. Latinos were 1.8 times more likely than White youth.
- Racial and Ethnic Disparity (RED) has replaced DMC
- Georgia DMC

Disproportionate Minority Contact (DMC)

2011 Fulton School District Data - Retrieved From <http://www.census.gov/quickfacts/table/RH1105210/00,13121,13>

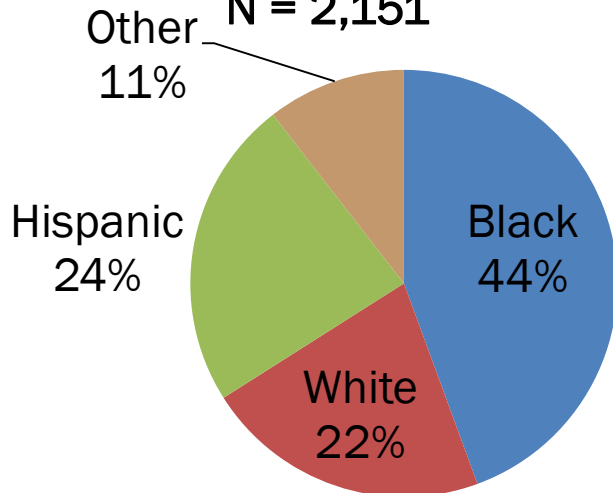
Enrollment

Other N = 92,566



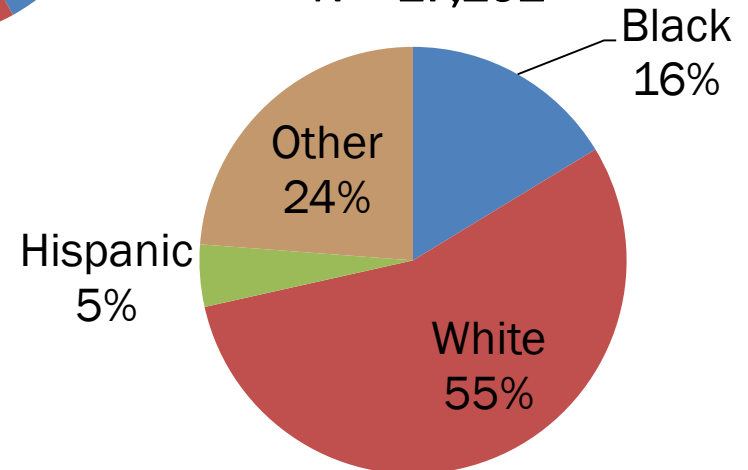
Early Childhood Enrollment

N = 2,151



Gifted/Talented Enrollment

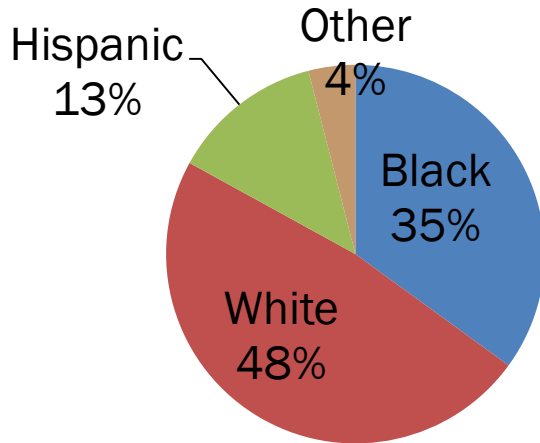
N = 17,292



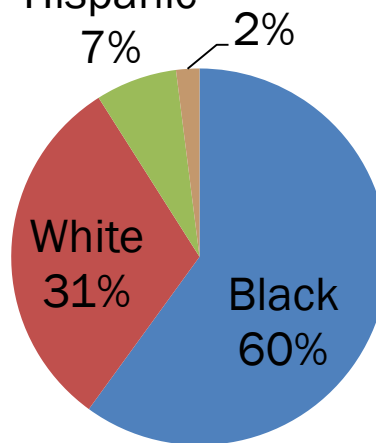
Disproportionate Minority Contact (DMC)

2011 Juvenile Data - Georgia Juvenile Justice Data Clearinghouse Decision Points for All Counties Report

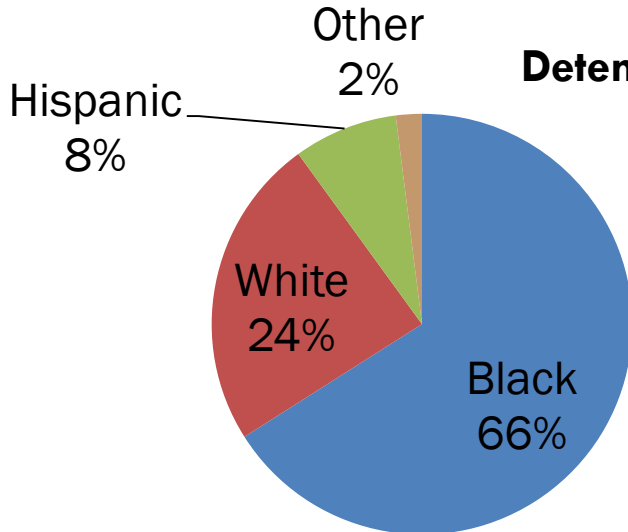
Georgia Youth Population (0-16)



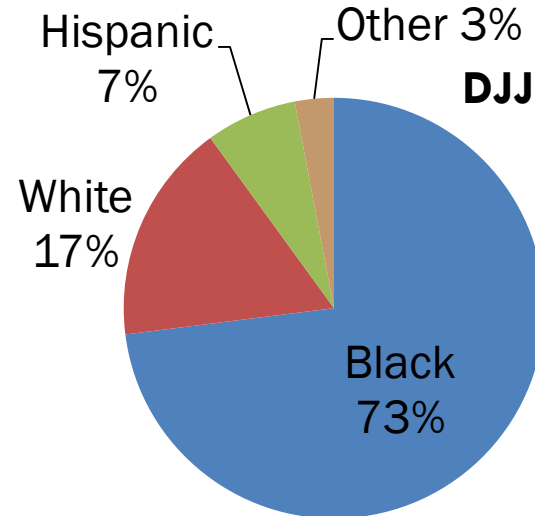
Referrals



Detentions



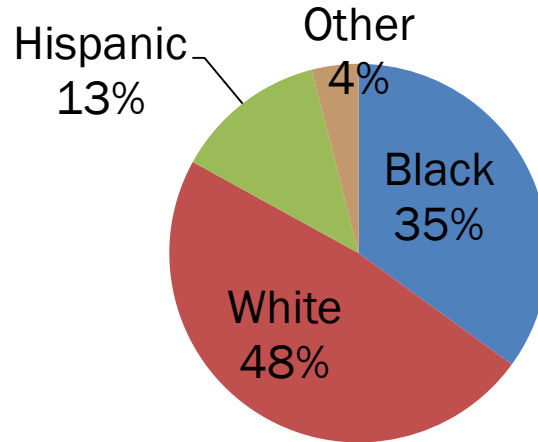
DJJ Commitments



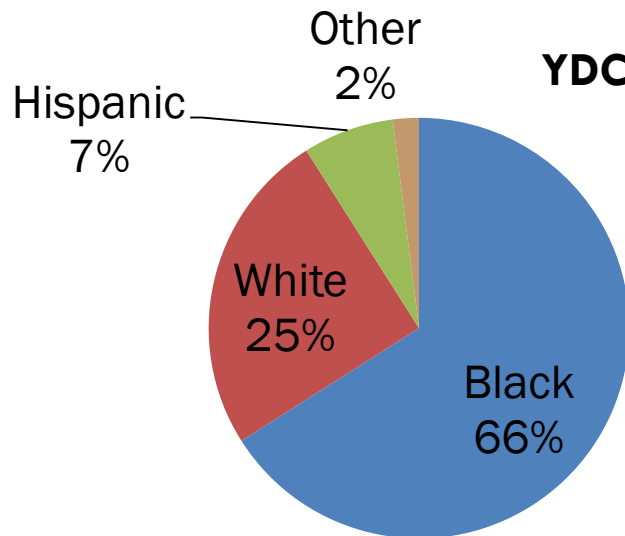
Disproportionate Minority Contact (DMC)

2011 Juvenile Data - Georgia Juvenile Justice Data Clearinghouse Decision Points for All Counties Report

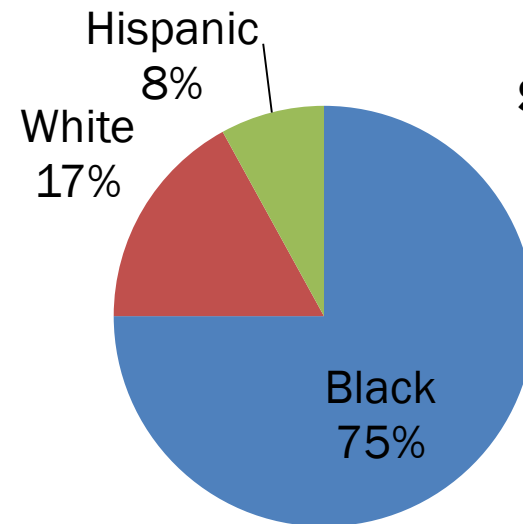
Georgia Youth Population (0-16)



YDC Confinements



Superior Court



Georgia Findings

Effective Student Discipline: Keeping Kids in Class, Georgia Applesed Center for Law & Justice (June 2011)

- In school year 2009-10, 8.1% of students in K-12 public school received at least 1 OSS.
- GA ranked 10th highest among all states and D.C. in the rate of OSS discipline (2005-06 data).
- Use of exclusionary discipline is highly variable among school districts in GA.
- OSS rates and graduation rates are negatively correlated.
- The vast majority of OSS actions were taken for nonviolent actions.

Georgia Findings: Intersectionality

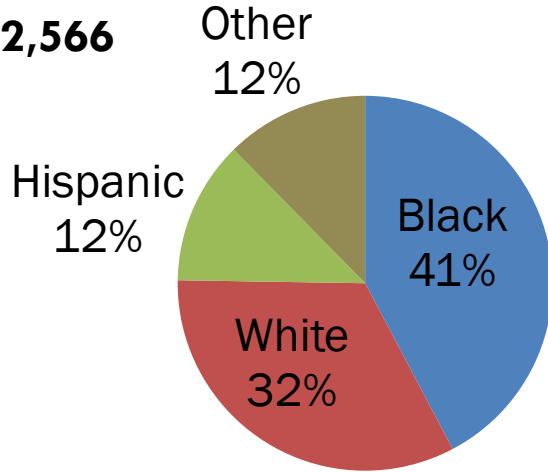
Effective Student Discipline: Keeping Kids in Class, Georgia Appleseed Center for Law & Justice (June 2011)

- African-American students are consistently more than 3x as likely to receive an OSS than students of other races.
- Students eligible for FRM and ELL students are subject to OSS at a rate more than 2x that of students who were not in these subgroups.
- Special Needs Students receive OSS at a rate slightly higher than 1.5x the rate experienced by General Education students.

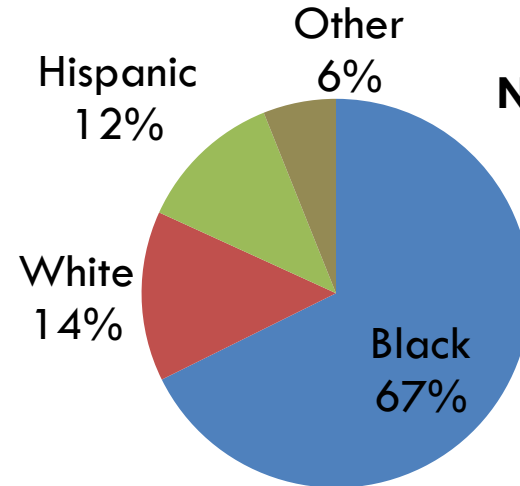
2011 Fulton County School Discipline

2011 Fulton County School District Data - Retrieved from <http://ocrdata.ed.gov/DistrictSchoolSearch>

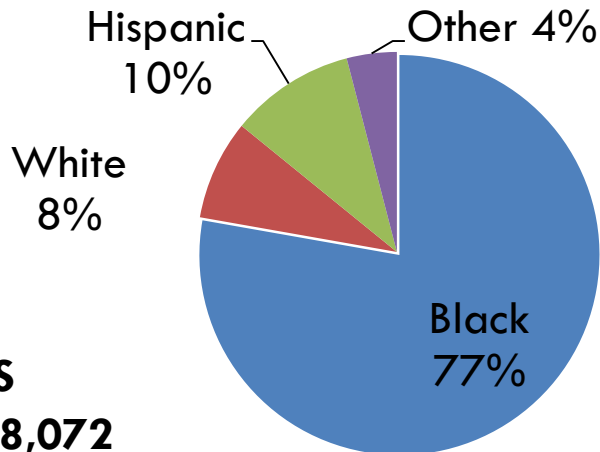
Enrollment
N=92,566



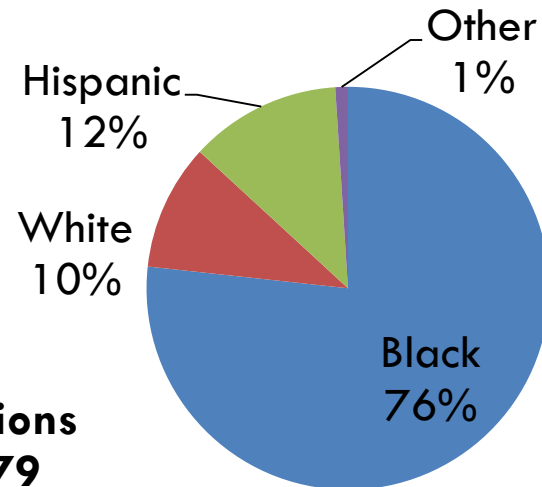
ISS
N=7,132



OSS
N=8,072



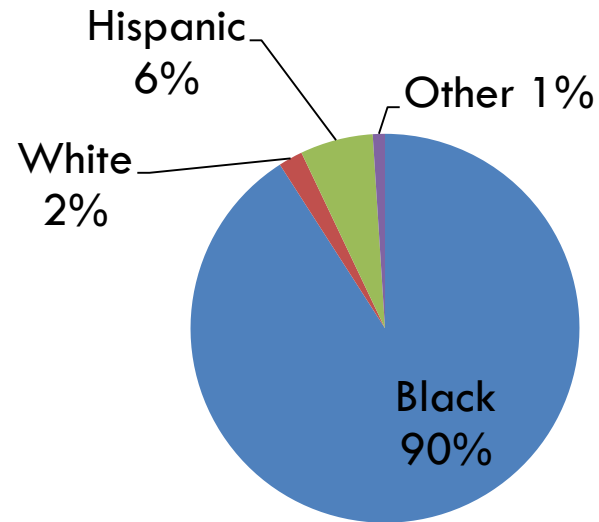
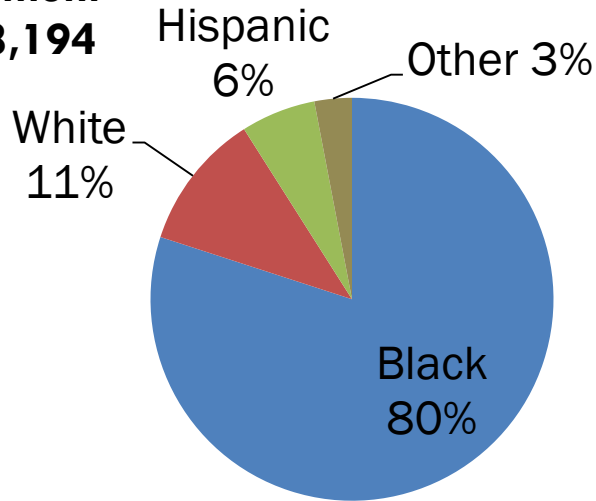
Expulsions
N=179



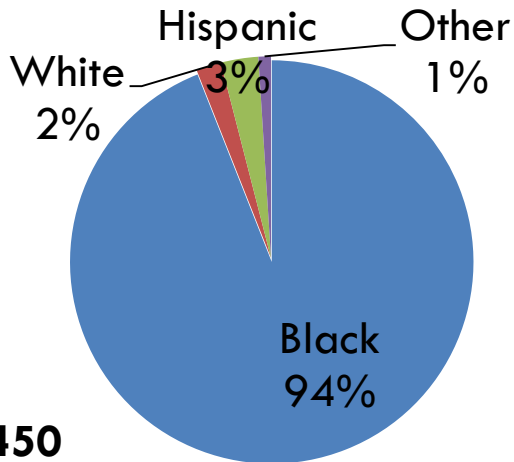
2011 Atlanta Public Schools Discipline

2011 Atlanta Public School District Data - Retrieved from <http://ocrdata.ed.gov/DistrictSchoolSearch>

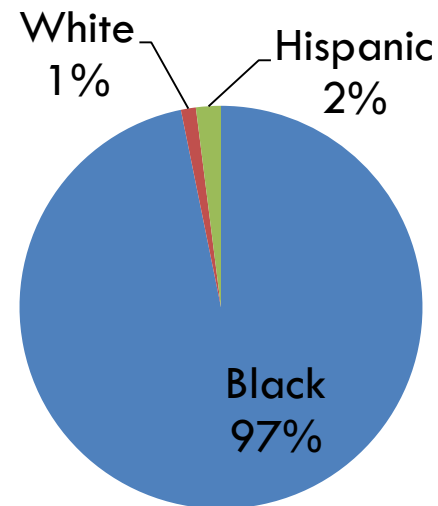
Enrollment
N=58,194



OSS
N=9,450



Expulsions
N=170



Best Practices to Address Disparity



- Assessment and Evaluation
- Communication and collaboration
 - School Based Probation
- DMC Practice Guide
 - OJJDP
 - Burns Institute
 - JDAI
- Training
 - Evidence Based Practices
 - Adolescent Mental Health/Trauma



QUESTIONS